

Major Projects Lineup






May 2021













mitsui FUDOSAN

<https://www.mitsuifudosan.co.jp/english/>












Existing Projects Office Buildings (Owned)

	Chuo-ku				
					
Facility name	Mitsui Main Building	Nihonbashi Mitsui Tower	Nihonbashi 1-Chome Mitsui Building	Muromachi Higashi Mitsui Building	Muromachi Furukawa Mitsui Building
Location	Chuo-ku, Tokyo	Chuo-ku, Tokyo	Chuo-ku, Tokyo	Chuo-ku, Tokyo	Chuo-ku, Tokyo
Total floor space	≈ 32,000m ²	≈ 131,000m ²	≈ 98,000m ²	≈ 41,000m ²	≈ 62,000m ²
Completion	Jun. 1929	Jul. 2005	Jan. 2004	Oct. 2010	Feb. 2014

	Chuo-ku				
					
Facility name	Muromachi Chibagin Mitsui Building	Nihonbashi Astellas Mitsui Building	Ginza Mitsui Building	Hamarikyu Mitsui Building	Nihonbashi Takashimaya Mitsui Building
Location	Chuo-ku, Tokyo	Chuo-ku, Tokyo	Chuo-ku, Tokyo	Chuo-ku, Tokyo	Chuo-ku, Tokyo
Total floor space	≈ 29,000m ²	≈ 27,000m ²	≈ 50,000m ²	≈ 32,000m ²	≈ 148,000m ²
Completion	Feb. 2014	Jan. 2013	Sep. 2005	Nov. 2011	Jun. 2018

	Chuo-ku	Chiyoda-ku			
					
Facility name	Nihonbashi Muromachi Mitsui Tower	Tokyo Midtown Hibiya	Sumitomo Mitsui Banking Corporation Head Office Building	GranTokyo North Tower	Kasumigaseki Building
Location	Chuo-ku, Tokyo	Chiyoda-ku, Tokyo	Chiyoda-ku, Tokyo	Chiyoda-ku, Tokyo	Chiyoda-ku, Tokyo
Total floor space	≈ 168,000m ²	≈ 189,000m ²	≈ 80,000m ²	≈ 172,000m ²	≈ 154,000m ²
Completion	Mar. 2019	Feb. 2018	Jul. 2010	Oct. 2007	Apr. 1968

Existing Projects Office Buildings (Owned)

	Chiyoda-ku			Shinagawa-ku	
					
Facility name	Jinbo-cho Mitsui Building	Marunouchi Mitsui Building	Iidabashi Grand Bloom	Gate City Osaki	OSAKI BRIGHT TOWER
Location	Chiyoda-ku, Tokyo	Chiyoda-ku, Tokyo	Chiyoda-ku, Tokyo	Shinagawa-ku, Tokyo	Shinagawa-ku, Tokyo
Total floor space	≈ 89,000m ²	≈ 20,000m ²	≈ 124,000m ²	≈ 292,000m ²	≈ 92,000m ²
Completion	Mar. 2003	Feb. 1981	Jun. 2014	Jan. 1999	Apr. 2015
	Minato-ku				
					
Facility name	Tokyo Midtown	Shiodome City Center	Aoyama OM-SQUARE		
Location	Minato-ku, Tokyo	Minato-ku, Tokyo	Minato-ku, Tokyo		
Total floor space	≈ 247,000m ²	≈ 210,000m ²	≈ 47,000m ²		
Completion	Jan. 2007	Jan. 2003	Jul. 2008		
	Sapporo	Yokohama	Osaka		Kyoto
					
Facility name	Sapporo Mitsui JP Building	Yokohama Mitsui Building	Nakanoshima Mitsui Building	Yodoyabashi Mitsui Building	Kyoto Mitsui Building
Location	Sapporo, Hokkaido	Yokohama, Kanagawa	Osaka, Osaka	Osaka, Osaka	Kyoto, Kyoto
Total floor space	≈ 68,000m ²	≈ 90,000m ²	≈ 71,000m ²	≈ 45,000m ²	≈ 25,000m ²
Completion	Aug. 2014	Feb. 2012	Aug. 2002	Mar. 2008	Sep. 1984

Existing Projects Retail Facilities (Owned)

※Store sales are FY2019 results before COVID-19 expansion.

Regional Shopping Center

Project name	LaLaport TOKYO-BAY	LaLaport KOSHIEN	LAZONA Kawasaki plaza	Urban Dock LaLaport TOYOSU1・2	LaLaport KASHIWANOHA
Location	Funabashi, Chiba	Nishinomiya, Hyogo	Kawasaki, Kanagawa	Koto-ku, Tokyo	Kashiwa, Chiba
Store floor space	≈ 102,000m ²	≈ 59,000m ²	≈ 79,000m ²	≈ 60,000m ²	≈ 50,000m ²
Number of stores	≈ 460	≈ 150	≈ 330	≈ 180	≈ 180
Open	Apr. 1981	Nov. 2004	Sep. 2006	Oct. 2006	Nov. 2006
Store sales (FY2019)	¥75.8 billion	¥19.6 billion	¥92.8 billion	¥37.0 billion	¥24.2 billion

Project name	LaLaport YOKOHAMA	DiverCity Tokyo Plaza	LaLaport IZUMI	LaLaport FUJIMI	LaLaport EBINA
Location	Yokohama, Kanagawa	Koto-ku, Tokyo	Izumi, Osaka	Fujimi, Saitama	Ebina, Kanagawa
Store floor space	≈ 93,000m ²	≈ 47,000m ²	≈ 55,000m ²	≈ 80,000m ²	≈ 54,000m ²
Number of stores	≈ 280	≈ 150	≈ 210	≈ 290	≈ 260
Open	Mar. 2007	Apr. 2012	Oct. 2014	Apr. 2015	Oct. 2015
Store sales (FY2019)	¥46.1 billion	¥27.0 billion	¥29.0 billion	¥49.1 billion	¥37.3 billion

Project name	LaLaport EXPOCITY	LaLaport SHONAN HIRATSUKA	LaLaport NAGOYA minato AQUUS
Location	Suita, Osaka	Hiratsuka, kanagawa	Nagoya, Aichi
Store floor space	≈ 88,000m ²	≈ 60,000m ²	≈ 60,000m ²
Number of stores	≈ 310	≈ 250	≈ 220
Open	Nov. 2015	Oct. 2016	Sep. 2018
Store sales (FY2019)	¥52.6 billion	¥31.1 billion	¥27.2billion



LAZONA Kawasaki plaza

Life Style Park

Project name	LaLa garden KAWAGUCHI	LaLa garden NAGAMACHI	LALA garden TSUKUBA	LaLaTerrace MINAMISENJU	LaLa terrace MUSASHIKOSUGI
Location	Kawaguchi, Saitama	Sendai, Miyagi	Tsukuba, Ibaraki	Arakawa-ku, Tokyo	Kawasaki, Kanagawa
Store floor space	≈ 27,000m ²	≈ 18,000m ²	≈ 22,000m ²	≈ 9,000m ²	≈ 8,000m ²
Number of stores	≈ 100	≈ 90	≈ 70	≈ 30	≈ 70
Open	Nov. 2008	Oct. 2009	Mar. 2004	Apr. 2004	Apr. 2014
Store sales (FY2019)	¥12.2 billion	¥9.6 billion	¥6.5 billion	¥7.9 billion	¥8.5 billion

Existing Projects Retail Facilities (Owned)

※Store sales are FY2019 results before COVID-19 expansion.

MITSUI OUTLET PARK (MOP)

Project name	MITSUI OUTLET PARK YOKOHAMA BAYSIDE	MITSUI OUTLET PARK MARINE PIA KOBE	MITSUI OUTLET PARK TAMA MINAMI OSAWA	MITSUI OUTLET PARK MAKUHARI	MITSUI OUTLET PARK JAZZ DREAM NAGASHIMA
Location	Yokohama, Kanagawa	Kobe, Hyogo	Hachioji, Tokyo	Chiba, Chiba	Kuwana, Mie
Store floor space	≈ 27,000m ²	≈ 23,000m ²	≈ 21,000m ²	≈ 23,000m ²	≈ 46,000m ²
Number of stores	≈ 170	≈ 140	≈ 120	≈ 140	≈ 300
Open	Jun. 2020	Oct. 1999	Sep. 2000	Oct. 2000	Mar. 2002
Store sales (FY2019)	—	¥16.7 billion	¥20.4 billion	¥22.7 billion	¥56.4 billion

Project name	MITSUI OUTLET PARK SENDAI PORT	MITSUI OUTLET PARK SAPPORO KITAHIROSHIMA	MITSUI OUTLET PARK SHIGA RYUO	MITSUI OUTLET PARK KURASHIKI	MITSUI OUTLET PARK KISARAZU
Location	Sendai, Miyagi	Kitahiroshima, Hokkaido	Gamo-gun, Shiga	Kurashiki, Okayama	Kisarazu, Chiba
Store floor space	≈ 20,000m ²	≈ 30,000m ²	≈ 37,000m ²	≈ 20,000m ²	≈ 46,000m ²
Number of stores	≈ 120	≈ 180	≈ 240	≈ 120	≈ 310
Open	Sep. 2008	Apr. 2010	Jul. 2010	Dec. 2011	Apr. 2012
Store sales (FY2019)	¥13.8 billion	¥26.5 billion	¥34.0 billion	¥13.2 billion	¥56.0 billion

Project name	MITSUI OUTLET PARK HOKURIKU OYABE
Location	Oyabe, Toyama
Store floor space	≈ 26,000m ²
Number of stores	≈ 170
Open	Jul. 2015
Store sales (FY2019)	¥13.7 billion



MOP JAZZ DREAM NAGASHIMA



COREDO Muromachi Terrace

Urban Facilities

Project name	COREDO Muromachi 1・2・3	COREDO Muromachi Terrace	COREDO Nihonbashi	Tokyo Midtown	Tokyo Midtown Hibiya
Location	Chuo-ku, Tokyo	Chuo-ku, Tokyo	Chuo-ku, Tokyo	Minato-ku, Tokyo	Chiyoda-ku, Tokyo
Store floor space	(total) ≈ 16,000m ²	≈ 6,000m ²	≈ 9,000m ²	≈ 21,000m ²	—
Number of stores	(total) ≈ 90	≈ 30	≈ 50	≈ 130	≈ 60
Open	COREDO1 Oct. 2010 COREDO2・3 Mar. 2014	Sep. 2019	Mar. 2004	Mar. 2007	Mar. 2018
Store sales (FY2019)	—	—	—	—	—

Existing Projects Office Buildings·Retail Facilities (Managed)

※Store sales are FY2019 results before COVID-19 expansion.

Office Building (Managed)

	Minato-ku	Chiyoda-ku	Koto-ku		
					
Facility name	Akasaka Biz Tower	Garden Air Tower	Toyosu Center Building	Toyosu Center Building Annex	Toyosu ON Building
Location	Minato-ku, Tokyo	Chiyoda-ku, Tokyo	Koto-ku, Tokyo	Koto-ku, Tokyo	Koto-ku, Tokyo
Total floor space	≈ 187,000m ²	≈ 93,000m ²	≈ 100,000m ²	≈ 105,000m ²	≈ 104,000m ²
Completion	Jan. 2008	Jan. 2003	Oct. 1992	Aug. 2006	Jul. 1992






Retail Facilities (Managed)

	Regional Shopping Center			MITSUI OUTLET PARK (MOP)	
					
Project name	LaLaport IWATA	LaLaport TACHIKAWA TACHIHI	LaLaport SHIN MISATO	MITSUI OUTLET PARK OSAKA TSURUMI	MITSUI OUTLET PARK IRUMA
Location	Iwata, Shizuoka	Tachikawa, Tokyo	Misato, Saitama	Osaka, Osaka	Iruma, Saitama
Store floor space	≈ 50,000m ²	≈ 60,000m ²	≈ 59,000m ²	≈ 9,000m ²	≈ 32,000m ²
Number of stores	≈ 180	≈ 250	≈ 180	≈ 70	≈ 210
Open	Jun. 2009	Dec. 2015	Sep. 2009	Mar. 1995	Apr. 2008
Store sales (FY2019)	¥22.5 billion	¥30.9 billion	¥27.5 billion	¥7.8 billion	¥34.6 billion





Life Style Park

		
Project name	LaLagargen KASUKABE	Stellar Town
Location	Kasukabe, Saitama	Saitama, Saitama
Store floor space	≈ 23,000m ²	≈ 54,000m ²
Number of stores	≈ 90	≈ 110
Open	Nov. 2007	Apr. 2004
Store sales (FY2019)	¥11.9 billion	¥ 11.0 billion

Existing Projects Global

	North America				
					
Facility name	1251 Avenue of the Americas Building	527 Madison Avenue	Homer Building	1200 17 th Street	Water Front Corporate Center III
Location	N.Y.	N.Y.	Washington D.C.	Washington D.C.	New Jersey
Total floor space	≈ 215,000m ²	≈ 20,000m ²	≈ 46,000m ²	≈ 22,000m ²	≈ 54,000m ²
Completion	(Acquired in) 1986	(Acquired in) 2008	(Acquired in) 2012	Sep. 2014	(Acquired in) 2016

	North America	
		
Facility name	270 Brannan	55 Hudson Yards
Location	San Francisco	N.Y.
Total floor space	≈ 20,000m ²	≈ 118,000m ²
Completion	Feb. 2016	Oct. 2018

	Europe			
				
Facility name	5 Hanover Square	8-10 Moorgate	1 Angel Court	2 Television Centre
Location	London	London	London	London
Total floor space	≈ 8,000m ²	≈ 17,000m ²	≈ 45,000m ²	≈ 55,000m ²
Completion	Mar. 2012	May 2014	Feb. 2017	Nov. 2018

Existing Projects Global

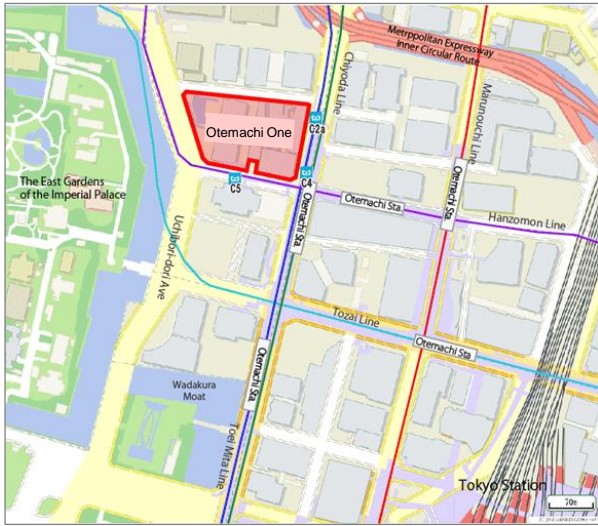
	Asia		
			
Project name	MITSUI OUTLET PARK KLIA SEPANG	MITSUI OUTLET PARK LINKOU	MITSUI OUTLET PARK TAICHUNG PORT
Location	KLIA	New Taipei City	Taichung City
Store floor space	≈ 34,000m ²	≈ 45,000m ²	≈ 35,000m ²
Open	May 2015	Jan. 2016	Dec. 2018



Major New Projects **(to be completed in and after FY2019)**

※Details of project may change in the future. Some project names are tentative.

Otemachi One



Map data ©2013 Google, ZENRIN

Location	Chiyoda-ku, Tokyo
Main use	Office, retail, hotel, hall etc.
Site area	20,900m ²
Total floor space	357,700m ²
Share	Jointly owned
Start of construction	May 2016
Completion	Feb. 2020



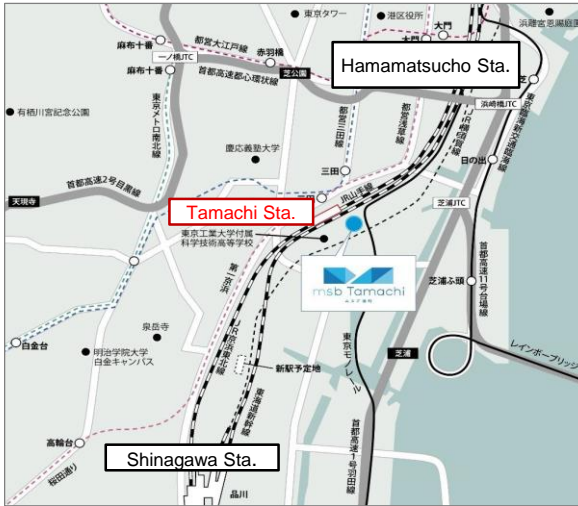
BUNKYO GARDEN GATE TOWER



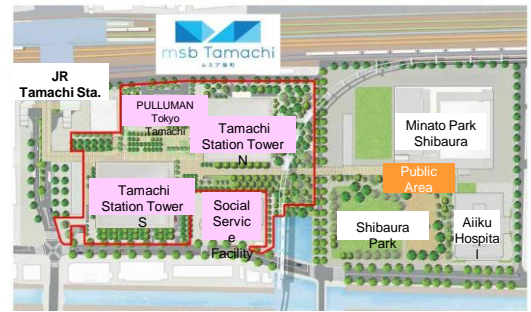
Location	Bunkyo-ku, Tokyo
Main use	Office, retail, residence
Site area	9,300m ²
Total floor space	94,700m ²
Share	Jointly owned
Start of construction	Sep. 2017
Completion	Apr. 2020



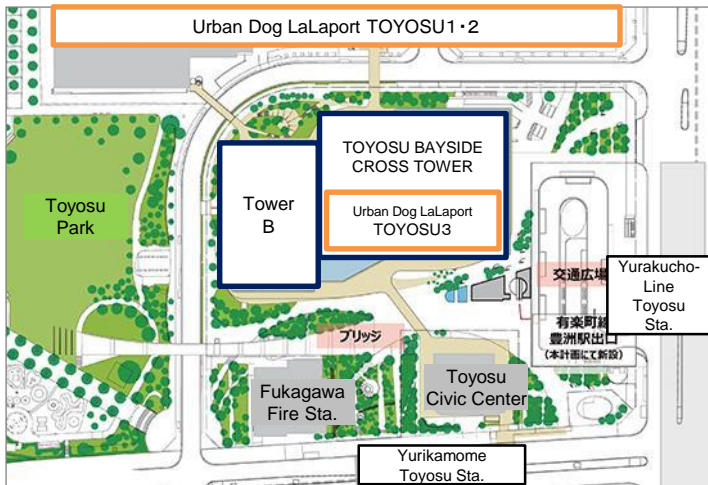
msb Tamachi



Building	Tamachi Station Tower S	PULLMAN Tokyo Tamachi	Tamachi Station Tower N	Social Services Facility
Location	Minato-ku, Tokyo			
Main use	Office, retail	Hotel	Office, retail, etc.	Child-care support facility
Site area	11,600m ²		13,200m ²	3,000m ²
Total floor space	136,600m ²	13,400m ²	152,300m ²	6,800m ²
Share	Jointly owned		—	—
Start of Construction	Oct. 2015		Aug. 2017	—
Completion/Open	May 2018	Oct. 2018	Jul. 2020	—



TOYOSU BAYSIDE CROSS



Building	TOYOSU BAYSIDE CROSS TOWER	Tower B
Location	Koto-ku, Tokyo	
Main use	Office, retail, hotel, etc.	Office
Site area	27,800m ²	
Total floor space	184,800m ²	75,000m ²
Share	Jointly owned	
Start of construction	Dec. 2016	Jan. 2018
Completion	Mar. 2020	Oct. 2020

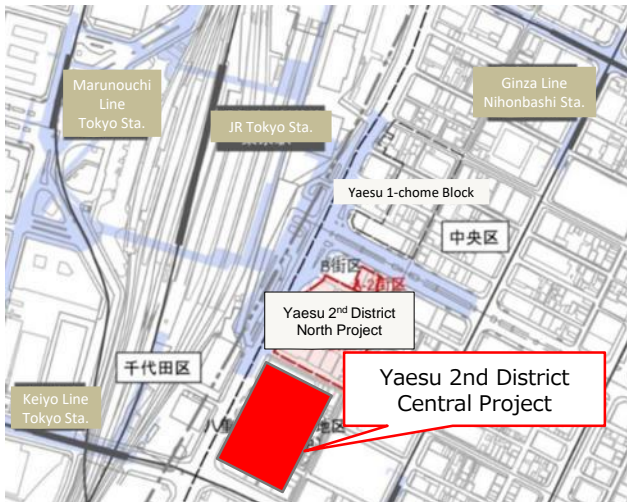


Tokyo Midtown Yaesu



Location	Chuo-ku, Tokyo
Main use	Office, retail, hotel, elementary school etc.
Site area	13,400m ²
Total floor space	289,800m ²
Share	Jointly owned
Start of construction	Dec. 2018
Completion	Aug. 2022

Yaesu 2nd District Central Project



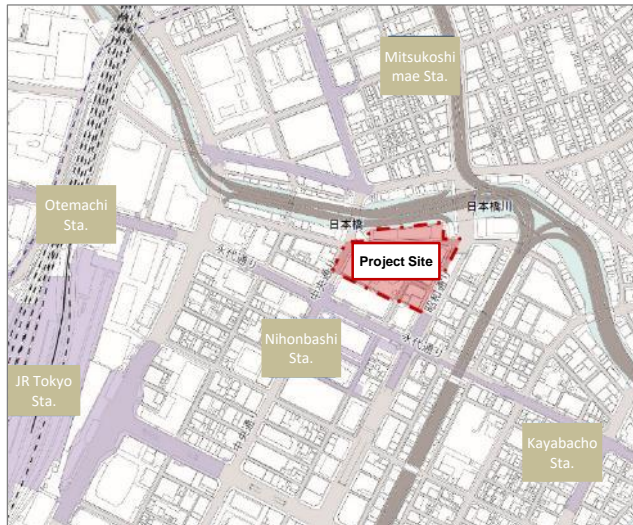
Location	Chuo-ku, Tokyo
Main use	Office, retail, serviced apartment, international school, etc.
Site area	19,500m ²
Total floor space	418,000m ²
Share	Jointly owned
Start of construction	FY2024
Completion	FY2028

Nagoya Mitsui North Building



Location	Nagoya, Aichi
Main use	Office, retail
Site area	2,200m ²
Total floor space	29,500m ²
Share	100%
Start of construction	Jun. 2018
Completion	Jan. 2021

Nihonbashi 1-Chome Central District Project



Location	Chuo-ku, Tokyo
Main use	Office, retail, hotel, residence etc.
Site area	19,000m ²
Total floor space	380,300m ²
Share	Jointly owned
Start of construction	FY2021
Completion	FY2025

LaLaport NUMAZU

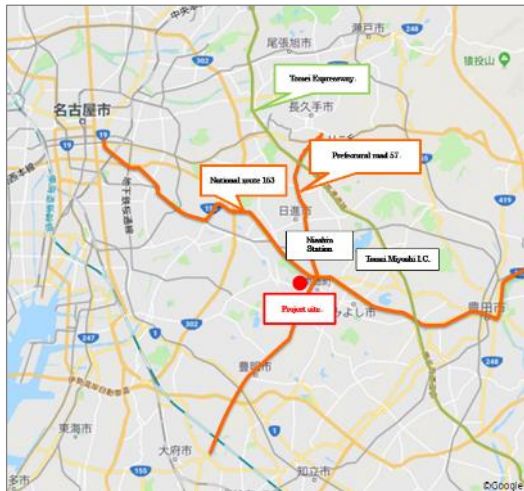
Retail Facilities



Location	Numazu, Shizuoka
Main use	Retail
Site area	119,800m ²
Store floor space	64,000m ²
Share	100%
Start of construction	Jun. 2018
Open	Oct. 2019

LaLaport AICHI TOGO

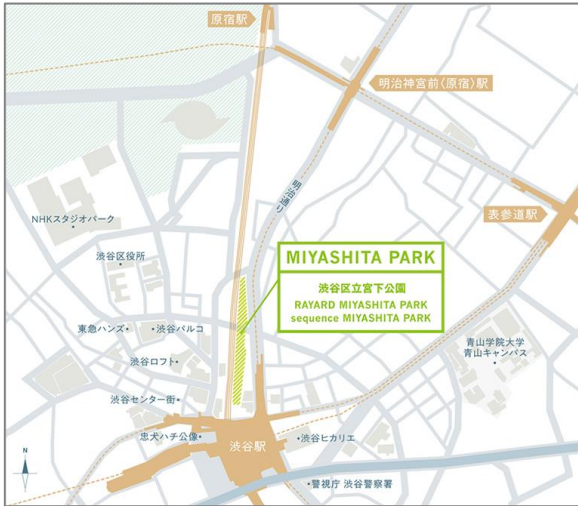
Retail Facilities



Location	Aichi-gun, Aichi
Main use	Retail
Site area	89,000m ²
Store floor space	62,800m ²
Share	100%
Start of construction	Mar. 2019
Open	Sep. 2020

RAYARD MIYASHITA PARK

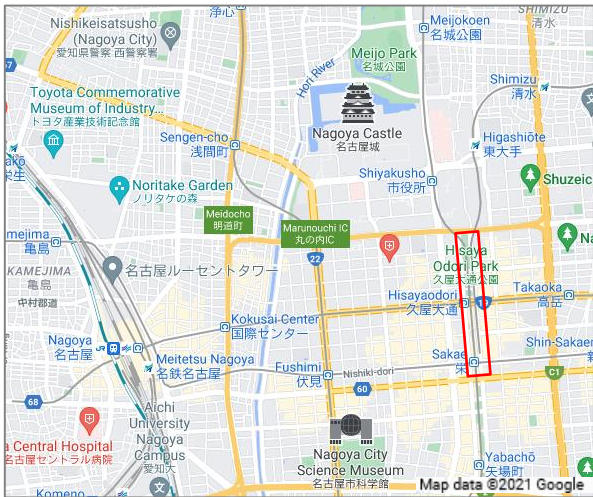
Retail Facilities



Location	Shibuya-ku, Tokyo
Main use	Retail
Site area	10,700m ²
Store floor space	—
Share	100%
Start of construction	—
Open	Jul. 2020

RAYARD Hisaya-odori Park

Retail Facilities



Location	Nagoya, Aichi
Main use	Retail
Site area	54,000m ²
Store floor space	7,200m ²
Share	100%
Start of construction	—
Open	Sep. 2020

Fukuoka City Fruit and Vegetable Market Site Utilization Project

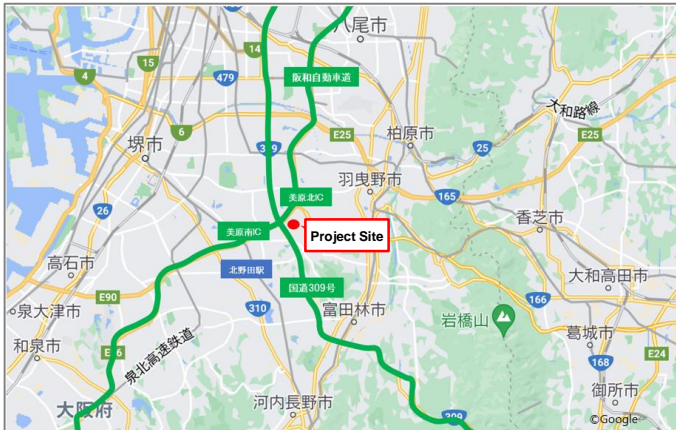
Retail Facilities



Location	Fukuoka, Fukuoka
Main use	Retail
Site area	86,600m ²
Store floor space	—
Share	Jointly owned
Start of construction	Nov. 2020
Open	Spring 2022


LaLaport SAKAI

Retail Facilities



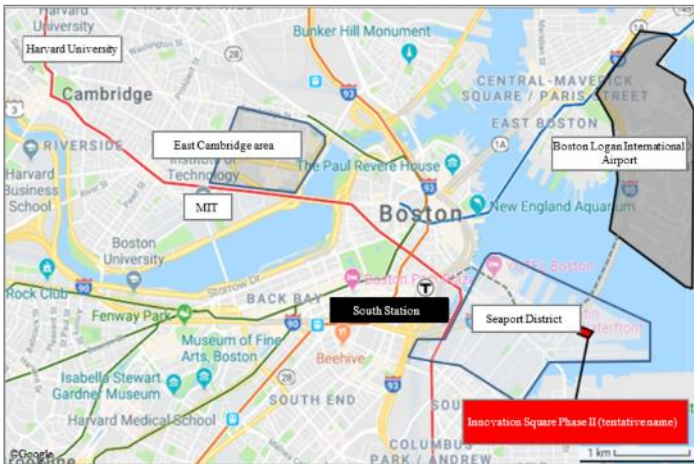
Location	Sakai, Osaka
Main use	Retail
Site area	74,300m ²
Store floor space	56,200m ²
Share	100%
Start of construction	May 2021
Open	Autumn 2022

50 Hudson Yards Project



Location	50 Hudson Yards, New York
Main use	Office, retail
Site area	69,000sqft / 6,400m ²
Total floor space	2,842,000sqft / 264,000m ²
Share	Approx.90%
Start of construction	2017
Completion	2022

Innovation Square Phase II



Location	Northern Avenue, Boston, Massachusetts
Main use	Laboratories, offices, retail
Site area	98,000sqft / 9,100m ²
Total floor space	306,000sqft / 28,400m ²
Share	Jointly owned
Start of construction	2020
Completion	2021

Brannan Square

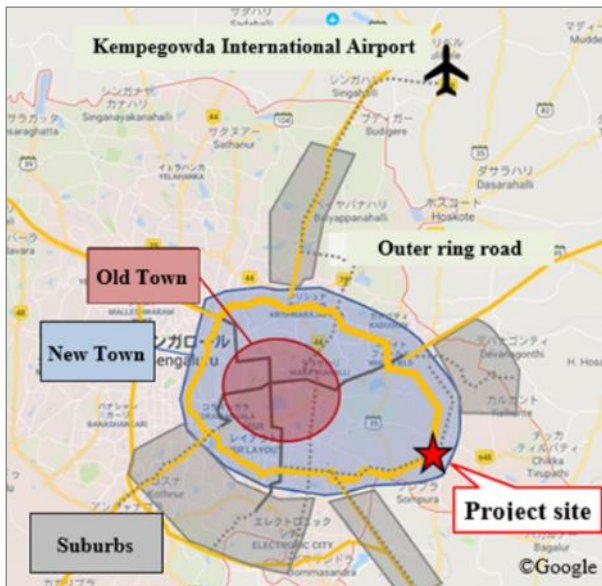
Global



Location	Brannan Street, San Francisco, CA
Main use	Offices, retail
Site area	195,000sqft / 18,000m ²
Total floor space	1,203,000sqft / 112,000m ²
Share	Jointly owned
Start of construction	2021~
Completion	2024~

RMZ Ecoworld 30

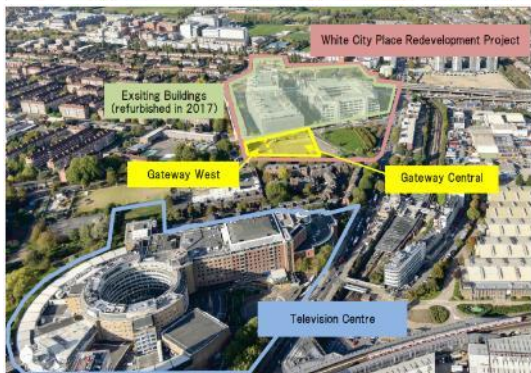
Global



Location	Bangalore, Karnataka, India
Main use	Office
Site area	883,000sqft / 82,000m ²
Total floor space	4,585,000sqft / 426,400m ²
Share	50%
Start of construction	2020~
Completion	2022~

White City Place (Gateway Central)

Global



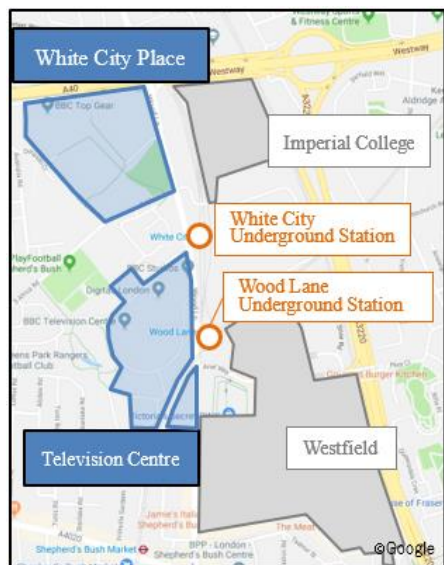
Location	201 Wood Lane, White City, London
Main use	Offices, retail
Site area	56,000sqft / 5,000m ² *
Total floor space	350,000sqft / 32,500m ²
Share	Jointly owned
Start of construction	Sep. 2020
Completion	End of 2022

* Including the Gateway West Building



Television Centre Redevelopment Project (One Wood Crescent)

Global



Location	Television Centre, London W12
Main use	Offices, retail
Site area	20,000sqft / 1,900m ²
Total floor space	175,000sqft / 16,300m ²
Share	Jointly owned
Start of construction	Mar. 2021
Completion	First half of 2023





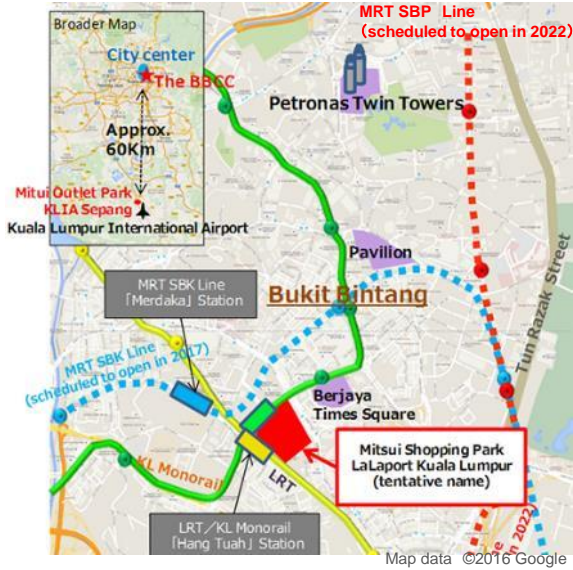
Location	Tainan City, Taiwan
Main use	Retail
Site area	80,000m ² *
Store floor space	45,000m ² *
Share	100%
Start of construction	2020~
Open	2022~

* Site area or Store floor space is the total of the first and second phases

LaLaport TAICHUNG



Location	Taichung City, Taiwan
Main use	Retail
Site area	43,000m ²
Store floor space	68,000m ²
Share	100%
Start of construction	Jun. 2020
Open	Autumn 2022



Location	Kuala Lumpur, Malaysia
Main use	Retail
Site area	78,500m ² *
Store floor space	82,600m ²
Share	50%
Start of construction	Jun. 2017
Open	2021

* Entire project of BBCC





Location	738 Xinqinqiao Road, Pudong New District, Shanghai
Main use	Retail
Site area	43,000m ²
Store floor space	55,000m ²
Start of construction	Mar. 2017
Open	Apr. 2021

Lianhua Road Station Building Retail Facilities



Location	Minhang District, Shanghai, China
Main use	Retail
Site area	17,600m ²
Store floor space	16,500m ²
Start of construction	Nov. 2017
Open	2021



Location	Taipei City, Taiwan
Main use	Retail
Site area	41,500m ²
Store floor space	70,000m ²
Start of construction	May 2019
Open	2022

