

# Major Projects Lineup
















---

August 2018



[www.mitsuifudosan.co.jp/english](http://www.mitsuifudosan.co.jp/english)

## Existing Projects Office Buildings (Owned)

Chuo-ku					
					
Facility name	Mitsui Main Building	Nihonbashi Mitsui Tower	Nihonbashi 1-Chome Mitsui Building	Muromachi Higashi Mitsui Building	Muromachi Furukawa Mitsui Building
Location	Chuo-ku, Tokyo	Chuo-ku, Tokyo	Chuo-ku, Tokyo	Chuo-ku, Tokyo	Chuo-ku, Tokyo
Rentable floorspace	≈ 24,000 m <sup>2</sup>	≈ 51,000m <sup>2</sup>	≈ 51,000m <sup>2</sup>	≈ 14,000m <sup>2</sup>	≈ 20,000m <sup>2</sup>
Completion	Jun. 1929	Jul. 2005	Jan. 2004	Oct. 2010	Feb. 2014
Chuo-ku					Chiyoda-ku
					
Facility name	Muromachi Chibagin Mitsui Building	Nihonbashi Astellas Mitsui Building	Ginza Mitsui Building	Hamarikyu Mitsui Building	Sumitomo Mitsui Banking Corporation Head Office Building
Location	Chuo-ku, Tokyo	Chuo-ku, Tokyo	Chuo-ku, Tokyo	Chuo-ku, Tokyo	Chiyoda-ku, Tokyo
Rentable floorspace	≈ 9,000m <sup>2</sup>	≈ 14,000m <sup>2</sup>	≈ 21,000m <sup>2</sup>	≈ 12,000m <sup>2</sup>	(Total floor space) ≈ 80,000m <sup>2</sup>
Completion	Feb. 2014	Jan. 2013	Sep. 2005	Nov. 2011	Jul. 2010
Chiyoda-ku					
					
Facility name	GranTokyo North Tower	Kasumigaseki Building	Jinbo-cho Mitsui Building	Marunouchi Mitsui Building	Iidabashi Grand Bloom
Location	Chiyoda-ku, Tokyo	Chiyoda-ku, Tokyo	Chiyoda-ku, Tokyo	Chiyoda-ku, Tokyo	Chiyoda-ku, Tokyo
Rentable floorspace	≈ 66,000m <sup>2</sup>	≈ 87,000m <sup>2</sup>	≈ 52,000m <sup>2</sup>	≈ 13,000m <sup>2</sup>	≈ 71,000m <sup>2</sup>
Completion	Oct. 2007	Apr. 1968	Mar. 2003	Feb. 1981	Jun. 2014

## Existing Projects Office Buildings (Owned)

	Minato-ku			Shinjuku-ku	Shinagawa-ku
					
Facility name	Tokyo Midtown	Shiodome City Center	Aoyama OM-SQUARE	Shinjuku Mitsui Building	Gate City Osaki
Location	Minato-ku, Tokyo	Minato-ku, Tokyo	Minato-ku, Tokyo	Shinjuku-ku, Tokyo	Shinagawa-ku, Tokyo
Rentable floorspace	≈ 185,000m <sup>2</sup>	≈ 106,000m <sup>2</sup>	≈ 27,000 m <sup>2</sup>	≈ 103,000m <sup>2</sup>	≈ 155,000m <sup>2</sup>
Completion	Jan. 2007	Jan. 2003	Jul. 2008	Sep. 1974	Jan. 1999
	Shinagawa-ku		Osaka		Kyoto
					
Facility name	Osaki Bright Tower	Osaki Bright Core	Nakanoshima Mitsui Building	Yodoyabashi Mitsui Building	Kyoto Mitsui Building
Location	Shinagawa-ku, Tokyo	Shinagawa-ku, Tokyo	Osaka, Osaka	Osaka, Osaka	Kyoto, Kyoto
Rentable floorspace	≈ 54,000 m <sup>2</sup>	≈ 24,000 m <sup>2</sup>	≈ 44,000 m <sup>2</sup>	≈ 23,000m <sup>2</sup>	≈ 10,000 m <sup>2</sup>
Completion	Apr. 2015	Apr. 2015	Aug. 2002	Mar. 2008	Sep. 1984
	Sapporo	Yokohama			
					
Facility name	Sapporo Mitsui JP Building	Yokohama Mitsui Building			
Location	Sapporo, Hokkaido	Yokohama, Kanagawa			
Rentable floorspace	≈ 25,000m <sup>2</sup>	≈ 49,000m <sup>2</sup>			
Completion	Aug. 2014	Feb. 2012			

## Existing Projects Retail Facilities (Owned)

Regional Shopping Center					
Project name	LaLaport TOKYO-BAY	ALPARK	LaLaport KOSHIIEN	LAZONA Kawasaki plaza	Urban Dock LaLaport TOYOSU
Location	Funabashi, Chiba	Hiroshima, Hiroshima	Nishinomiya, Hyogo	Kawasaki, Kanagawa	Koto-ku, Tokyo
Store floor space	≈ 102,000m <sup>2</sup>	≈ 90,000 m <sup>2</sup>	≈ 59,000 m <sup>2</sup>	≈ 79,000m <sup>2</sup>	≈ 62,000m <sup>2</sup>
Number of stores	≈ 460	≈ 160	≈ 150	≈ 330	≈ 180
Open	Apr. 1981	April. 1990	Nov. 2004	Sep. 2006	Oct. 2006
Store sales (FY2017)	¥78.5 billion	¥30.5 billion	¥21.6 billion	¥94.6 billion	¥39.5 billion
Project name	LaLaport KASHIWANOHA	LaLaport YOKOHAMA	DiverCity Tokyo Plaza	LaLaport IZUMI	LaLaport FUJIMI
Location	Kashiwa, Chiba	Yokohama, Kanagawa	Koto-ku, Tokyo	Izumi, Osaka	Fujimi, Saitama
Store floor space	≈ 50,000m <sup>2</sup>	≈ 93,000m <sup>2</sup>	≈ 45,000 m <sup>2</sup>	≈ 55,000m <sup>2</sup>	≈ 80,000m <sup>2</sup>
Number of stores	≈ 180	≈ 280	≈ 150	≈ 220	≈ 290
Open	Nov. 2006	Mar. 2007	Apr. 2012	Oct. 2014	Apr. 2015
Store sales (FY2017)	¥23.4 billion	¥47.6 billion	¥26.5 billion	¥30.1 billion	¥46.6 billion
Project name	LaLaport EBINA	LaLaport EXPOCITY	LaLaport SHONAN HIRATSUKA	 LaLaport TOKYO-BAY  LAZONA Kawasaki plaza	
Location	Ebina, Kanagawa	Suita, Osaka	Hiratsuka, Kanagawa		
Store floor space	≈ 54,000m <sup>2</sup>	≈ 71,000m <sup>2</sup>	≈ 60,000m <sup>2</sup>		
Number of stores	≈ 260	≈ 310	≈ 250		
Open	Oct. 2015	Nov. 2015	Oct. 2016		
Store sales (FY2017)	¥36.7 billion	¥53.2 billion	¥30.5 billion		
Life Style Park					
Project name	LaLa garden KAWAGUCHI	LaLa garden NAGAMACHI	LALA garden TSUKUBA	LaLaTerrace MINAMISENJU	LaLa terrace MUSASHIKOSUGI
Location	Kawaguchi, Saitama	Sendai, Miyagi	Tsukuba, Ibaraki	Arakawa-ku, Tokyo	Kawasaki, Kanagawa
Store floor space	≈ 27,000m <sup>2</sup>	≈ 18,000 m <sup>2</sup>	≈ 22,000m <sup>2</sup>	≈ 9,000m <sup>2</sup>	≈ 8,000m <sup>2</sup>
Number of stores	≈ 100	≈ 90	≈ 70	≈ 30	≈ 70
Open	Nov. 2008	Oct. 2009	Mar. 2004	Apr. 2004	Apr. 2014
Store sales (FY2017)	¥11.6 billion	¥9.8 billion	¥6.8 billion	¥8.2 billion	¥8.9 billion



## Existing Projects Retail Facilities (Owned)


MITSUI OUTLET PARK (MOP)					
Project name	MITSUI OUTLET PARK YOKOHAMA BAYSIDE	MITSUI OUTLET PARK MARINE PIA KOBE	MITSUI OUTLET PARK TAMA MINAMI OSAWA	MITSUI OUTLET PARK MAKUHARI	MITSUI OUTLET PARK JAZZ DREAM NAGASHIMA
Location	Yokohama, Kanagawa	Kobe, Hyogo	Hachioji, Tokyo	Chiba, Chiba	Kuwana, Mie
Store floor space	≈ 15,000m <sup>2</sup>	≈ 23,000m <sup>2</sup>	≈ 21,000m <sup>2</sup>	≈ 23,000m <sup>2</sup>	≈ 46,000 m <sup>2</sup>
Number of stores	≈ 80	≈ 140	≈ 120	≈ 140	≈ 300
Open	Sep. 1998	Oct. 1999	Sep. 2000	Oct. 2000	Mar. 2002
Store sales (FY2017)	¥14.5 billion	¥18.3 billion	¥20.8 billion	¥23.7 billion	¥52.5 billion
Project name	MITSUI OUTLET PARK SENDAI PORT	MITSUI OUTLET PARK SAPPORO KITAHIROSHIMA	MITSUI OUTLET PARK SHIGA RYUO	MITSUI OUTLET PARK KURASHIKI	MITSUI OUTLET PARK KISARAZU
Location	Sendai, Miyagi	Kitahiroshima, Hokkaido	Gamo-gun, Shiga	Kurashiki, Okayama	Kisarazu, Chiba
Store floor space	≈ 20,000m <sup>2</sup>	≈ 30,000m <sup>2</sup>	≈ 37,000m <sup>2</sup>	≈ 20,000m <sup>2</sup>	≈ 37,000m <sup>2</sup>
Number of stores	≈ 120	≈ 180	≈ 240	≈ 120	≈ 250
Open	Sep. 2008	Apr. 2010	Jul. 2010	Dec. 2011	Apr. 2012
Store sales (FY2017)	¥13.2 billion	¥27.8 billion	¥35.9 billion	¥13.7 billion	¥45.8 billion
Project name	MITSUI OUTLET PARK HOKURIKU OYABE	※2018(3rd)planned			
Location	Oyabe, Toyama				
Store floor space	≈ 26,000m <sup>2</sup>				
Number of stores	≈ 170				
Open	Jul. 2015				
Store sales (FY2017)	¥14.0 billion				

### Urban Facilities

Project name	COREDO Muromachi 1・2・3	COREDO Nihonbashi	Tokyo Midtown
Location	Chuo-ku, Tokyo	Chuo-ku, Tokyo	Minato-ku, Tokyo
Store floor space	(total) ≈ 16,000m <sup>2</sup>	≈ 9,000m <sup>2</sup>	≈ 21,000m <sup>2</sup>
Number of stores	(total) ≈ 90	≈ 50	≈ 130
Open	COREDO1 Oct. 2010 COREDO2・3 Mar. 2014	Mar. 2004	Mar. 2007
Store sales (FY2017)	—	—	—







MOP KISARAZU



COREDO Muromachi 1・3






## Existing Projects Office Buildings-Retail Facilities (Managed)





Office Building (Managed)					
	Minato-ku	Chiyoda-ku	Koto-ku		
					
Facility name	Akasaka Biz Tower	Garden Air Tower	Toyosu Center Building	Toyosu Center Building Annex	Toyosu ON Building
Location	Minato-ku, Tokyo	Chiyoda-ku, Tokyo	Koto-ku, Tokyo	Koto-ku, Tokyo	Koto-ku, Tokyo
Rentable floorspace	≈ 99,000m <sup>2</sup>	≈ 56,000m <sup>2</sup>	≈ 66,000m <sup>2</sup>	≈ 68,000m <sup>2</sup>	≈ 62,000m <sup>2</sup>
Completion	Jan. 2008	Jan. 2003	Oct. 1992	Aug. 2006	Jul. 1992

Retail Facilities (Managed)					
	Regional Shopping Center			MITSUI OUTLET PARK (MOP)	
					
Project name	LaLaport IWATA	LaLaport TACHIKAWA TACHIHI	LaLaport SHIN-MISATO	MITSUI OUTLET PARK OSAKA TSURUMI	MITSUI OUTLET PARK IRUMA
Location	Iwata, Shizuoka	Tachikawa, Tokyo	Misato, Saitama	Osaka, Osaka	Iruma, Saitama
Store floor space	≈ 50,000m <sup>2</sup>	≈ 60,000m <sup>2</sup>	≈ 59,000m <sup>2</sup>	≈ 9,000m <sup>2</sup>	≈ 32,000m <sup>2</sup>
Number of stores	≈ 180	≈ 250	≈ 180	≈ 70	≈ 210
Open	Jun. 2009	Dec. 2015	Sep. 2009	Mar. 1995	Apr. 2008
Store sales (FY2017)	¥23.4 billion	¥29.2 billion	¥27.5 billion	¥8.0 billion	¥35.2 billion

Life Style Park	
	 
Project name	LaLagargen KASUKABE      Stellar Town
Location	Kasukabe, Saitama      Saitama, Saitama
Store floor space	≈ 23,000m <sup>2</sup> ≈ 20,000m <sup>2</sup>
Number of stores	≈ 90      ≈ 110
Open	Nov. 2007      Apr. 2004
Store sales (FY2017)	¥11.8 billion      ¥12.4 billion

# Existing Projects Global

	North America				
					
Facility name	1251 Avenue of the Americas Building	527 Madison Avenue	Homer Building	1200 17 <sup>th</sup> Street	Water Front Corporate Center III
Location	N.Y.	N.Y.	Washington D.C.	Washington D.C.	New Jersey
Rentable floorspace	≈ 210,000m <sup>2</sup>	≈ 21,000m <sup>2</sup>	≈ 40,000m <sup>2</sup>	≈ 16,000m <sup>2</sup>	≈ 48,000m <sup>2</sup>
Completion	(Acquired in) 1986	(Acquired in) 2008	(Acquired in) 2012	Sep. 2014	(Acquired in) 2016

	North America	Europe			
					
Facility name	270 Brannan	5 Hanover Square	8-10 Moorgate	70 Mark Lane	
Location	San Francisco	London	London	London	
Rentable floorspace	≈ 17,000 m <sup>2</sup>	≈ 6,000m <sup>2</sup>	≈ 12,000m <sup>2</sup>	≈ 16,000m <sup>2</sup>	
Completion	Feb. 2016	Mar. 2012	May. 2014	Nov. 2014	

	Asia	
		
Project name	MITSUI OUTLET PARK LINKOU	MITSUI OUTLET PARK KLIA SEPANG
Location	New Taipei City	KLIA
Store floor space	≈ 45,000m <sup>2</sup>	≈ 34,000m <sup>2</sup>
Open	Jan. 2016	May. 2015 (1st) Dec. 2017 (2nd)

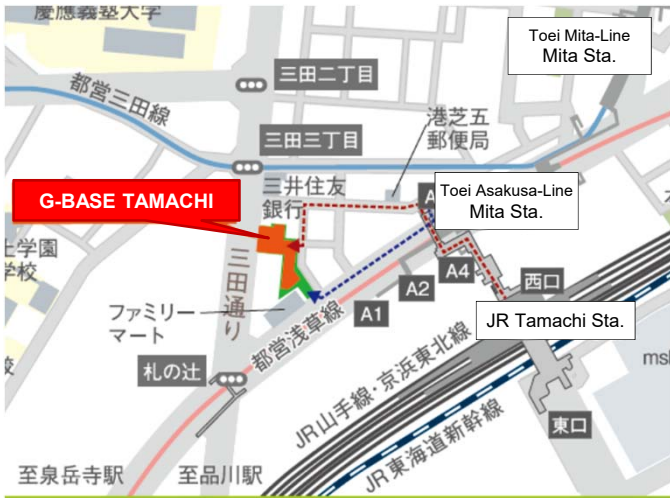
※2021(3rd)planned

## **Major New Projects (to be completed in and after FY2017)**

※Details of project may change in the future. Some project names are tentative.



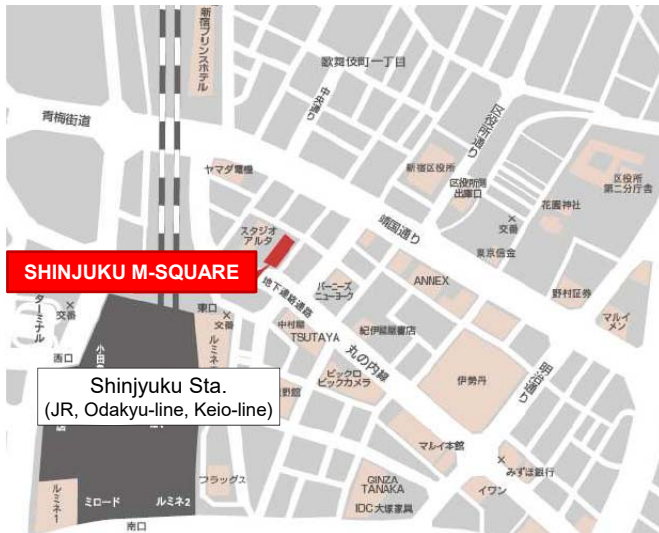
# G-BASE TAMACHI



Location	Minato-ku, Tokyo
Main use	Office, retail
Site area	2,300㎡
Rentable floor space	—
Share	Jointly owned
Start of construction	Mar. 2016
Completion	Jan. 2018

\*: Total floor space : approx. 18,200 m<sup>2</sup>

# SHINJUKU M-SQUARE



所	在	Shinjuku-ku, Tokyo
主	要	用途
敷	地	面積
貸	付	可能
シ	エ	ア
着	工	Jan. 2016
竣	工	Jan. 2018

\*: Total floor space : approx. 11,800 m<sup>2</sup>



# TOKYO MIDTOWN HIBIYA (Hibiya Mitsui Tower)



Location	Chiyoda-ku, Tokyo
Main use	Office, retail, culture facilities, etc.
Site area	10,700m <sup>2</sup>
Rentable floor space	—
Share	100%
Start of construction	Jan. 2015
Completion	Feb. 2018

\* : Total floor space : approx. 189,000 m<sup>2</sup>

# Nihonbashi Takashimaya Mitsui Building



Map data ©2012 Google, ZENRIN

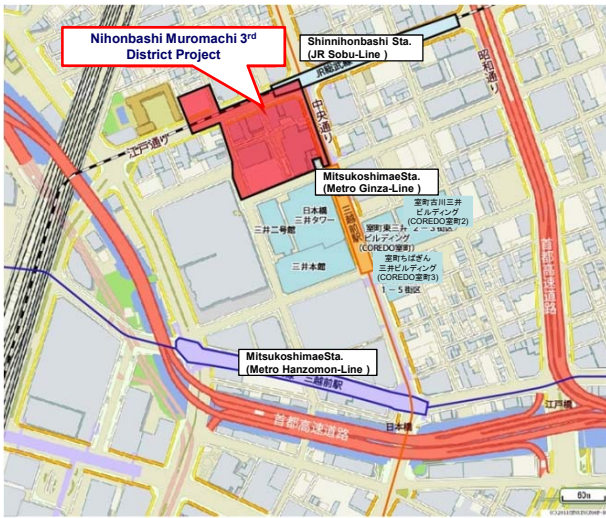
Location	Chuo-ku, Tokyo
Main use	Office, retail
Site area	6,000m <sup>2</sup>
Rentable floor space	—
Share	Jointly owned
Start of construction	Dec. 2014
Completion	Jun. 2018

\* : Total floor space : approx. 148,100 m<sup>2</sup>





# Nihonbashi Muromachi 3<sup>rd</sup> District Project



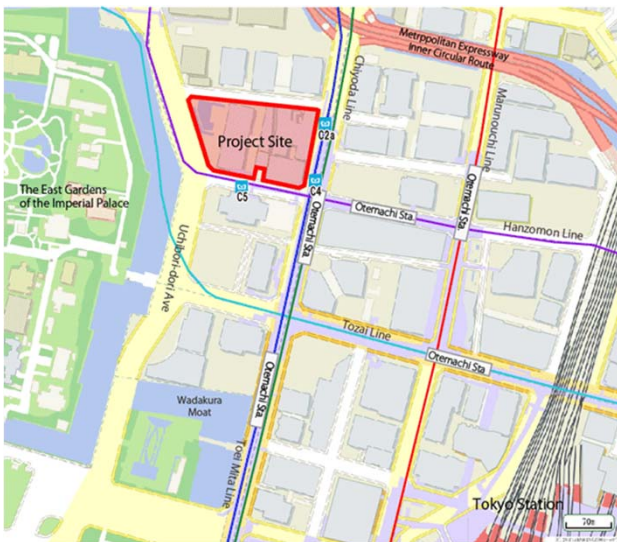
Map data ©2012 Google, ZENRIN

	Zone A	Zone B
Location	Chuo-ku, Tokyo	
Main use	Office, retail	Public facility
Site area	11,500m <sup>2</sup>	1,400m <sup>2</sup>
Rentable floor space	—	
Share	Jointly owned	
Start of construction	Dec. 2015	Dec. 2016
Completion	Mar. 2019	

\* (Zone A) Total floor space : approx. 168,000 m<sup>2</sup>



# OH-1 Project



Map data ©2013 Google, ZENRIN

Location	Chiyoda-ku, Tokyo
Main use	Office, retail, hotel, hall etc.
Site area	20,900m <sup>2</sup>
Rentable floor space	—
Share	Jointly owned
Start of construction	May. 2016
Completion	Feb. 2020

\* : Total floor space : approx. 357,700 m<sup>2</sup>

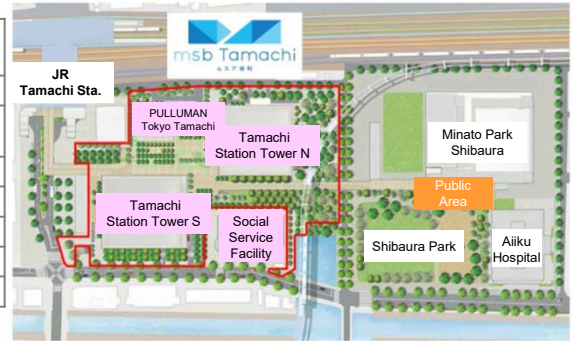




# msb Tamachi



Location	Tamachi Station Tower S	PULLUMAN Tokyo Tamachi	Tamachi Station Tower N	Social Services Facility
	Minato-ku, Tokyo			
Main use	Office, retail	Hotel	Office, retail, etc.	Child-care support facility
Site area	11,600m <sup>2</sup>		13,700m <sup>2</sup>	3,000 m <sup>2</sup>
Total floor space	136,600m <sup>2</sup>	13,400m <sup>2</sup>	152,800m <sup>2</sup>	6,800 m <sup>2</sup>
Share	Jointly owned			—
Start of Construction	Oct. 2015		Aug. 2017	—
Completion/Open	May. 2018	Autumn 2018	Spring 2020	—



# Toyosu 2<sup>nd</sup> District 2-1 Project



Location	Tower A, Tower C	Tower B
	Koto-ku, Tokyo	
Main use	Office, retail, hotel, etc.	Office
Site area	27,800m <sup>2</sup>	
Rentable floor space	—	
Share	Jointly owned	
Start of construction	Dec. 2016	Dec. 2017
Completion	Apr. 2020	Oct. 2020

\* : Total floor space for Tower A & Tower C : approx. 184,000 m<sup>2</sup>, Tower B : approx. 75,000 m<sup>2</sup>

# Yaesu 2<sup>nd</sup> District North Project



## (BlockA-1, A-2)

Location	Chuo-ku, Tokyo
Main use	Office, retail, hotel, elementary school etc.
Site area	13,400m <sup>2</sup>
Rentable floor space	—
Share	Jointly owned
Start of construction	FY2018
Completion	FY2022

\* : Total floor space : approx. 293,000 m<sup>2</sup>

# Yaesu 2<sup>nd</sup> District Central Project

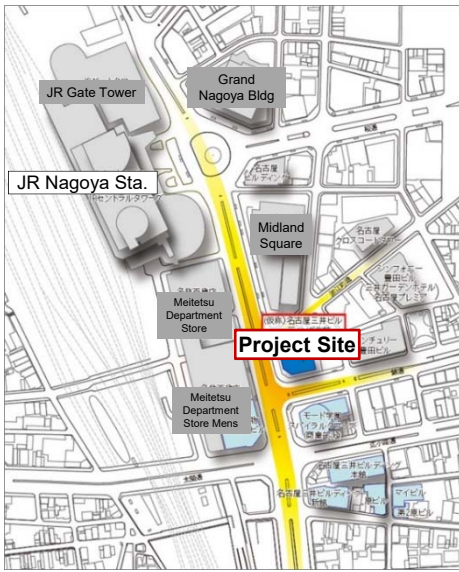


Location	Chuo-ku, Tokyo
Main use	Office, retail, serviced apartment, international school, etc.
Site area	19,500m <sup>2</sup>
Rentable floor space	—
Share	Jointly owned
Start of construction	FY2022
Completion	FY2025

\* : Total floor space : approx. 418,000 m<sup>2</sup>



# Nagoya Mitsui Building (North) Project



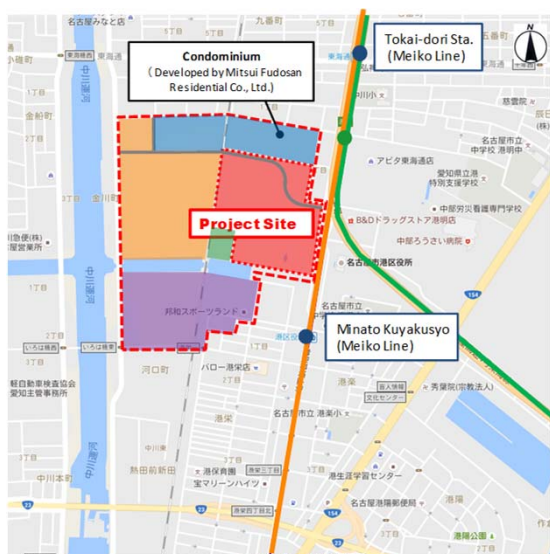
Location	Nagoya, Aichi
Main use	Office, Retail
Site area	2,200m <sup>2</sup>
Rentable floor space	—
Share	100%
Start of construction	Jun. 2018
Completion	Jan. 2021

\* : Total floor space : approx. 29,400 m<sup>2</sup>



# LaLaport NAGOYA minato AQULS

Retail Facilities



Map data ©2016 Google, ZENRIN



Location	Nagoya, Aichi
Main use	Retail
Site area	83,200m <sup>2</sup>
Store floor space	59,500m <sup>2</sup>
Share	100%
Start of construction	Apr. 2017
Open	Sep. 2018

# LaLaport NUMAZU

Retail Facilities

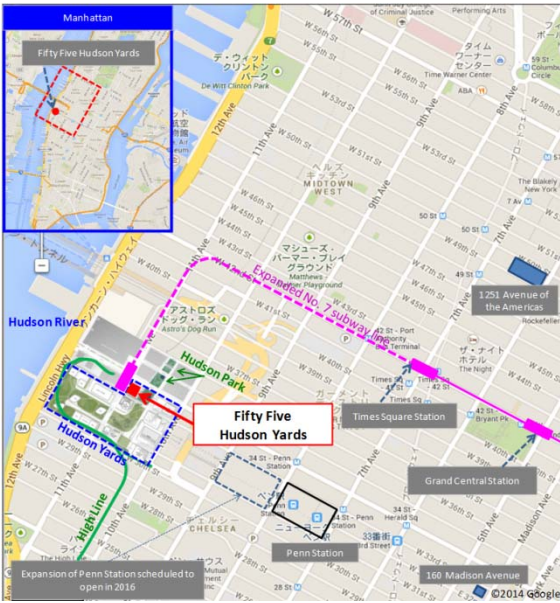


Location	Numazu, Shizuoka
Main use	Retail
Site area	119,800m <sup>2</sup>
Store floor space	64,000m <sup>2</sup>
Share	100%
Start of construction	Jun. 2018
Open	Autumn 2019



# 55 Hudson Yards Project

Global



Location	55 Hudson Yards, New York
Main use	Office, retail
Site area	40,000sqft / 3,700m <sup>2</sup>
Rentable floor space	1,434,300sqft / 133,200m <sup>2</sup>
Share	Approx.90%
Start of construction	Jan. 2015
Completion	2018



# 50 Hudson Yards Project

Global



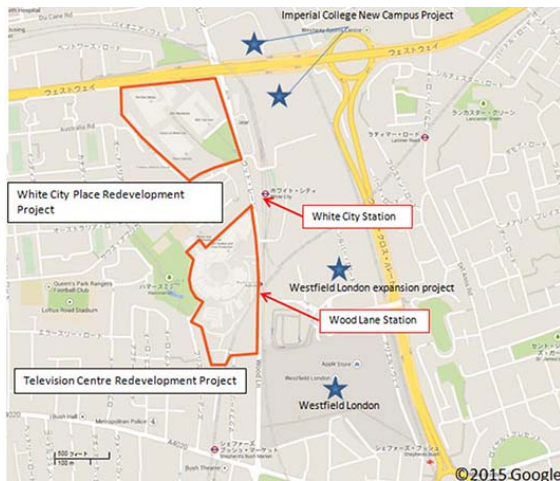
Location	50 Hudson Yards, New York
Main use	Office, retail
Site area	69,000sqft / 6,400m <sup>2</sup>
Rentable floor space	2,931,600sqft / 272,000m <sup>2</sup>
Share	Approx.90%
Start of construction	2017
Completion	2022





# White City Place Redevelopment Project

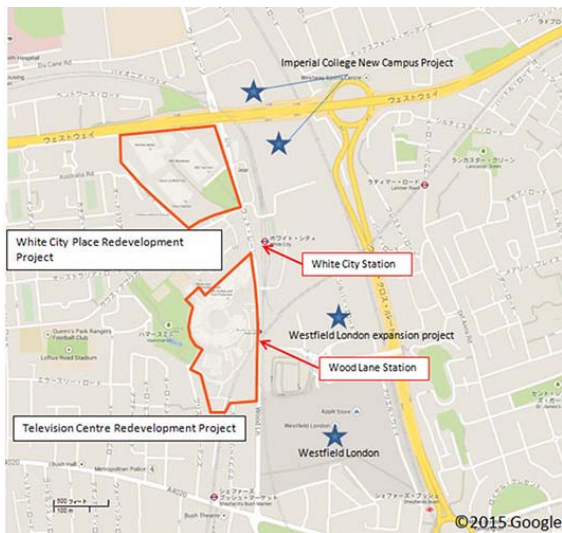
Global



Building Overview	Broadcast Centre (Annexes: Lighthouse, Energy Centre)	Media Centre (Annex: Garden House)	White City 1	New Buildings
Location	White City Place, 201 Wood Lane, London			
Main use	Office (Currently on loan to the BBC)	Office (Renovate and lease)	Office (Redevelop and lease)	Office etc. (Build and lease)
Site area	741,000sqft / 69,000m <sup>2</sup>			
Total floor area	530,000sqft / 49,000m <sup>2</sup>	490,000sqft / 46,000m <sup>2</sup>	520,000sqft / 48,000m <sup>2</sup>	760,000sqft / 71,000 m <sup>2</sup>
Share	Jointly owned			
Start of construction	—	Oct. 2015		TBD
Completion	—	Dec. 2016	Mid 2017	TBD

# Television Centre

Global

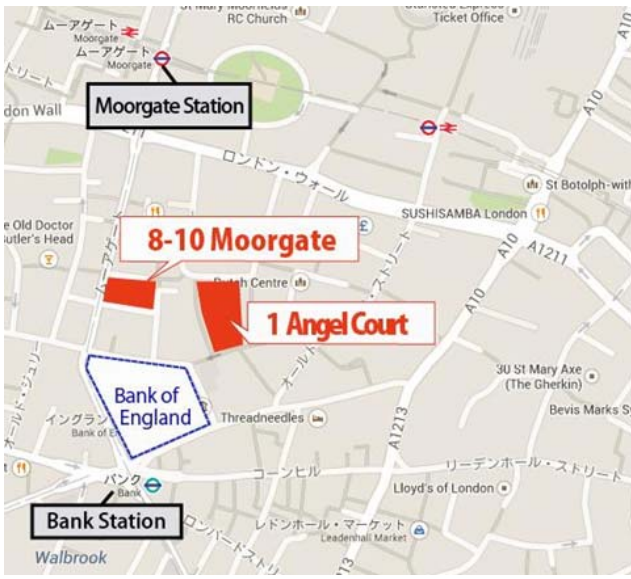


Location	Television Centre, 101 Wood Lane, London
Main use	Office, residence, hotel etc.
Site area	597,000sqft / 55,000m <sup>2</sup>
Rentable floor space	TBD *
Share	75% (First-Phase)
Start of construction	Nov. 2015 (First-Phase)
Completion	2018 (First-Phase)

\* : Total floor space for office building:  
approx. 588,000sqft / 55,000 m<sup>2</sup>  
\* : Total number of units for condominium:  
approx. 900 (First-Phase: 432)

# 1 Angel Court

Global



Location	1 Angel Court, City of London
Main use	Office, retail
Site area	42,300sqft / 3,900m <sup>2</sup>
Rentable floor space	309,000sqft / 28,700m <sup>2</sup>
Share	100%
Start of construction	Dec. 2014
Completion	Mar. 2017



# MITSUI OUTLET PARK TAICHUNG PORT

Global

Retail Facilities

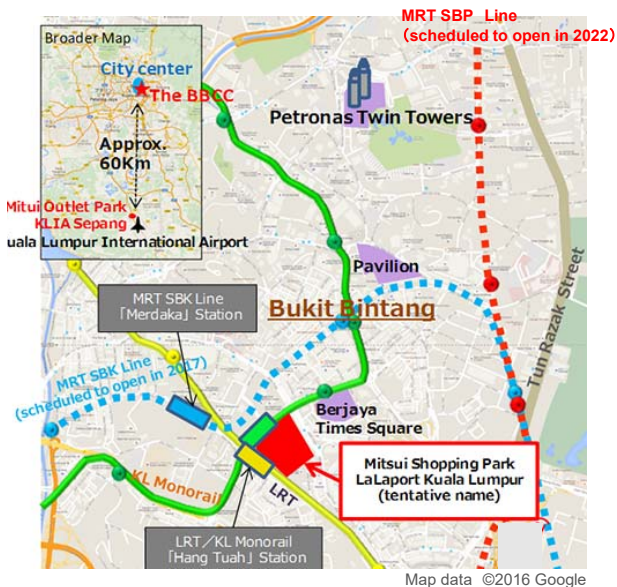


Location	Taichung City, Taiwan
Main use	Retail
Site area	180,000m <sup>2</sup>
Store floor space	35,000m <sup>2</sup>
Share	100%
Start of construction	Aug. 2017
Open	2018

# LaLaport Kuala Lumpur

Global

Retail Facilities



Location	Kuala Lumpur, Malaysia
Main use	Retail
Site area	78,500m <sup>2</sup> *
Store floor space	82,600m <sup>2</sup>
Share	50%
Start of construction	Jun. 2017
Open	2021

\*: Entire project of BBCC

# LaLaport SHANGHAI JINQIAO

Global

Retail Facilities (Managed)



Map data ©2017 Baidu

Location	China (Shanghai) Pilot Free Trade Zone Jinqiao Export Processing Zone
Main use	Retail
Site area	43,000m <sup>2</sup>
Store floor space	60,000m <sup>2</sup>
Start of construction	Mar. 2017
Open	2020

# Lianhua Road Station Building Retail Facilities

Global

Retail Facilities (Managed)



Location	Minhang District, Shanghai, China
Main use	Retail
Site area	17,600m <sup>2</sup>
Store floor space	16,500m <sup>2</sup>
Start of construction	TBD
Open	2020





Location	Taipei City, Taiwan
Main use	Retail
Site area	41,400m <sup>2</sup>
Store floor space	70,000m <sup>2</sup>
Start of construction	TBD
Open	2021