

# Major Projects Lineup







---

May 2017



[www.mitsuifudosan.co.jp/english](http://www.mitsuifudosan.co.jp/english)

## Existing Projects Office Buildings (Owned)

	Chuo-ku				
					
Facility name	Nihonbashi Mitsui Tower	Nihonbashi 1-Chome Mitsui Building	Muromachi Higashi Mitsui Building	Muromachi Furukawa Mitsui Building	Muromachi Chibagin Mitsui Building
Location	Chuo-ku, Tokyo	Chuo-ku, Tokyo	Chuo-ku, Tokyo	Chuo-ku, Tokyo	Chuo-ku, Tokyo
Base floor space	2,134m <sup>2</sup>	2,995m <sup>2</sup>	1,179m <sup>2</sup>	1,842m <sup>2</sup>	1,033 m <sup>2</sup>
Rentable floor space	≈ 51,000m <sup>2</sup>	≈ 51,000m <sup>2</sup>	≈ 14,000m <sup>2</sup>	≈ 20,000m <sup>2</sup>	≈ 9,000m <sup>2</sup>
Number of floors	39 floors above ground 4 basement floors	20 floors above ground 4 basement floors	22 floors above ground 4 basement floors	22 floors above ground 4 basement floors	17 floors above ground 4 basement floors
Main tenants	Chugai Pharmaceutical TORAY	Merrill Lynch Marubeni-Itochu Steel	OKASAN Securities Kanto Chemical	Astellas Pharma	Resona Bank Chugoku Bank
Completion	Jul. 2005	Jan. 2004	Oct. 2010	Feb. 2014	Feb. 2014
	Chuo-ku		Chiyoda-ku		
					
Facility name	Nihonbashi Astellas Mitsui Building	Ginza Mitsui Building	Sumitomo Mitsui Banking Corporation Head Office Building	GranTokyo North Tower	Kasumigaseki Building
Location	Chuo-ku, Tokyo	Chuo-ku, Tokyo	Chiyoda-ku, Tokyo	Chiyoda-ku, Tokyo	Chiyoda-ku, Tokyo
Base floor space	1,022 m <sup>2</sup>	1,460m <sup>2</sup>	2,249m <sup>2</sup>	2,677m <sup>2</sup>	2,636m <sup>2</sup>
Rentable floor space	(Total floor space) ≈ 27,000m <sup>2</sup>	≈ 21,000m <sup>2</sup>	(Total floor space) ≈ 80,000m <sup>2</sup>	≈ 66,000m <sup>2</sup>	≈ 87,000m <sup>2</sup>
Number of floors	17floors above ground 2 basement floors	25 floors above ground 2 basement floors	23 floors above ground 4 basement floors	43 floors above ground 4 basement floors	36 floors above ground 3 basement floors
Main tenants	Astellas Pharma	RICOH JA Mitsui Leasing	Sumitomo Mitsui Banking Corporation	DAIWA Securities BNP PARIBAS	CTC EY Business Initiative
Completion	Jan. 2013	Sep. 2005	Jul. 2010	Oct. 2007	Apr. 1968

## Existing Projects Office Buildings (Owned)

	Chiyoda-ku		Minato-ku		Shinagawa-ku
					
Facility name	Jinbo-cho Mitsui Building	Marunouchi Mitsui Building	Tokyo Midtown	Shiodome City Center	GATE CITY OHSAKI
Location	Chiyoda-ku, Tokyo	Chiyoda-ku, Tokyo	Minato-ku, Tokyo	Minato-ku, Tokyo	Shinagawa-ku, Tokyo
Base floor space	2,352m <sup>2</sup>	1,178m <sup>2</sup>	3,326m <sup>2</sup>	2,787m <sup>2</sup>	4,088m <sup>2</sup>
Rentable floor space	≈ 52,000m <sup>2</sup>	≈ 13,000m <sup>2</sup>	≈ 123,000m <sup>2</sup>	≈ 106,000m <sup>2</sup>	≈ 155,000m <sup>2</sup>
Number of floors	23 floors above ground 3 basement floors	11 floors above ground 2 basement floors	54 floors above ground 5 basement floors	43 floors above ground 4 basement floors	24 floors above ground 4 basement floors
Main tenants	Asahi KASEI	CITY-YUWA PARTNERS Aisei Pharmacy	KONAMI FUJIFILM	FUJITSU, ANA Mitsui Chemicals	Fuji Electric LAWSON
Completion	Mar. 2003	Feb. 1981	Jan. 2007	Jan. 2003	Jan. 1999
	Shinjuku-ku	Sapporo	Yokohama	Osaka	
					
Facility name	Shinjuku Mitsui Building	Sapporo Mitsui JP Building	Yokohama Mitsui Building	Nakanoshima Mitsui Building	Yodoyabashi Mitsui Building
Location	Shinjuku-ku, Tokyo	Sapporo, Hokkaido	Yokohama, Kanagawa	Osaka, Osaka	Osaka, Osaka
Base floor space	1,679m <sup>2</sup>	1,856 m <sup>2</sup>	1,848m <sup>2</sup>	1,457m <sup>2</sup>	1,804m <sup>2</sup>
Rentable floor space	≈ 103,000m <sup>2</sup>	≈ 25,000m <sup>2</sup>	≈ 49,000m <sup>2</sup>	≈ 71,000m <sup>2</sup>	≈ 23,000m <sup>2</sup>
Number of floors	55 floors above ground 3 basement floors	20 floors above ground 3 basement floors	30 floors above ground 2 basement floors	31 floors above ground 2 basement floors	16 floors above ground 3 basement floors
Main tenants	Aflac Benesse	Amazon Japan FUJITSU Group	HITACHI FUJITSU Group	TORAY	TOHMATSU The Norinchukin Bank
Completion	Sep. 1974	Aug. 2014	Feb. 2012	Aug. 2002	Mar. 2008

## Existing Projects Retail Facilities (Owned)

Regional Shopping Center					
Project name	LaLaport TOKYO-BAY	ALPARK	LaLaport KOSHIEN	LAZONA Kawasaki Plaza	Urban Dock LaLaport TOYOSU
Location	Funabashi, Chiba	Hiroshima, Hiroshima	Nishinomiya, Hyogo	Kawasaki, Kanagawa	Koto-ku, Tokyo
Store floor space	≈ 102,000m <sup>2</sup>	≈ 90,000 m <sup>2</sup>	≈ 59,000m <sup>2</sup>	≈ 79,000m <sup>2</sup>	≈ 62,000m <sup>2</sup>
Number of stores	≈ 460	≈ 160	≈ 150	≈ 330	≈ 180
Open	Apr. 1981	April. 1990	Nov. 2004	Sep. 2006	Oct. 2006
Store sales (FY2016)	¥74.9 billion	¥15.1billion	¥20.2 billion	¥77.4 billion	¥39.1 billion
Project name	LaLaport KASHIWANOHA	LaLaport YOKOHAMA	LaLaport SHIN-MISATO	DiverCity Tokyo Plaza	LaLaport IZUMI
Location	Kashiwa, Chiba	Yokohama, Kanagawa	Misato, Saitama	Koto-ku, Tokyo	Izumi, Osaka
Store floor space	≈ 50,000m <sup>2</sup>	≈ 93,000m <sup>2</sup>	≈ 59,000m <sup>2</sup>	≈ 45,000m <sup>2</sup>	≈ 55,000m <sup>2</sup>
Number of stores	≈ 180	≈ 280	≈ 180	≈ 150	≈ 220
Open	Nov. 2006	Mar. 2007	Sep. 2009	Apr. 2012	Oct. 2014
Store sales (FY2016)	¥22.8 billion	¥46.9 billion	¥27.4 billion	¥27.5 billion	¥28.7 billion
Project name	LaLaport FUJIMI	LaLaport EBINA	EXPOCITY		
Location	Fujimi, Saitama	Ebina, Kanagawa	Suita, Osaka		
Store floor space	≈ 80,000m <sup>2</sup>	≈ 54,000m <sup>2</sup>	≈ 88,000m <sup>2</sup>		
Number of stores	≈ 290	≈ 260	≈ 310		
Open	Apr. 2015	Oct. 2015	Nov. 2015		
Store sales (FY2016)	¥45.3 billion	¥35.5 billion	¥53.7 billion		
Life Style Park					
Project name	LaLa garden Kawaguchi	LaLa garden Nagamachi	LALA garden Tsukuba		
Location	Kawaguchi, Saitama	Sendai, Miyagi	Tsukuba, Ibaraki		
Store floor space	≈ 27,000m <sup>2</sup>	≈ 18,000m <sup>2</sup>	≈ 22,000m <sup>2</sup>		
Number of stores	≈ 90	≈ 90	≈ 70		
Open	Nov. 2008	Oct. 2009	Mar. 2004		
Store sales (FY2016)	¥11.5 billion	¥9.5 billion	¥6.6 billion		



LaLaport TOKYO-BAY



LAZONA Kawasaki Plaza



LaLa garden Kawaguchi

## Existing Projects Retail Facilities (Owned)

MITSUI OUTLET PARK				
Project name	MITSUI OUTLET PARK YOKOHAMA BAYSIDE	MITSUI OUTLET PARK MARINE PIA KOBE	MITSUI OUTLET PARK TAMA MINAMI-OSAWA	MITSUI OUTLET PARK MAKUHARI
Location	Yokohama, Kanagawa	Kobe, Hyogo	Hachioji, Tokyo	Chiba, Chiba
Store floor space	≈ 15,000m <sup>2</sup>	≈ 23,000m <sup>2</sup>	≈ 21,000m <sup>2</sup>	≈ 23,000m <sup>2</sup>
Number of stores	≈ 80	≈ 140	≈ 120	≈ 140
Open	Sep. 1998	Oct. 1999	Sep. 2000	Oct. 2000
Store sales (FY2016)	¥14.1 billion	¥18.4 billion	¥18.9 billion	¥23.1 billion
Project name	MITSUI OUTLET PARK JAZZ DREAM NAGASHIMA	MITSUI OUTLET PARK SENDAI PORT	MITSUI OUTLET PARK SAPPORO KITAHIROSHIMA	MITSUI OUTLET PARK SHIGA RYUO
Location	Kuwana, Mie	Sendai, Miyagi	Kitahiroshima, Hokkaido	Gamo-gun, Shiga
Store floor space	≈ 39,000m <sup>2</sup>	≈ 20,000m <sup>2</sup>	≈ 30,000m <sup>2</sup>	≈ 37,000m <sup>2</sup>
Number of stores	≈ 240	≈ 120	≈ 180	≈ 240
Open	Mar. 2002	Sep. 2008	April. 2010	Jul. 2010
Store sales (FY2016)	¥45.4 billion	¥13.0 billion	¥26.3 billion	¥35.5 billion
Project name	MITSUI OUTLET PARK KURASHIKI	MITSUI OUTLET PARK KISARAZU	MITSUI OUTLET PARK OYABE	
Location	Kurashiki, Okayama	Kisarazu, Chiba	Oyabe, Toyama	
Store floor space	≈ 20,000m <sup>2</sup>	≈ 37,000m <sup>2</sup>	≈ 26,000m <sup>2</sup>	
Number of stores	≈ 120	≈ 250	≈ 170	
Open	Dec. 2011	Apr. 2012	Jul. 2015	
Store sales (FY2016)	¥13.1 billion	¥43.1 billion	¥14.4 billion	



MOP JAZZ DREAM NAGASHIMA



MOP KISARAZU








COREDO Muromachi 1-3

### Urban Facilities





Project name	COREDO Muromachi 1-2-3	COREDO Nihonbashi
Location	Chuo-ku, Tokyo	Chuo-ku, Tokyo
Store floor space	(Total) ≈ 16,000m <sup>2</sup>	≈ 9,000m <sup>2</sup>
Number of stores	(Total) ≈ 90	≈ 50
Open	COREDO Muromachi 1 Oct 2010 COREDO Muromachi 2-3 Mar. 2014	Mar. 2004
Store sales (FY2016)	—	—




## Existing Projects Office Buildings-Retail Facilities (Managed)

Office Building (Managed)					
	Minato-ku	Chiyoda-ku	Koto-ku		
					
Facility name	Akasaka Biz Tower	Garden Air Tower	Toyosu Center Building	Toyosu Center Building Annex	Toyosu ON Building
Location	Minato-ku, Tokyo	Chiyoda-ku, Tokyo	Koto-ku, Tokyo	Koto-ku, Tokyo	Koto-ku, Tokyo
Base floor space	2,836m <sup>2</sup>	1,717m <sup>2</sup>	1,461m <sup>2</sup>	2,175m <sup>2</sup>	1,991m <sup>2</sup>
Rentable floor space	≈ 99,000m <sup>2</sup>	≈ 56,000m <sup>2</sup>	≈ 66,000m <sup>2</sup>	≈ 68,000m <sup>2</sup>	≈ 62,000m <sup>2</sup>
Number of floors	39 floors above ground 3 basement floors	35 floors above ground 2 basement floors	37 floors above ground 2 basement floors	33 floors above ground 2 basement floors	30 floors above ground 3 basement floors
Main tenants	HAKUHODO DY INPEX	KDDI	NTT Data	NTT Data	Nihon Unisys
Completion	Jan. 2008	Jan. 2003	Oct. 1992	Aug. 2006	Jul. 1992

Retail Facilities (Managed)					
	Regional Shopping Center		MITSUI OUTLET PARK		Life Style Park
					
Project name	LaLaport IWATA	LaLaport TACHIKAWA TASHIHI	MITSUI OUTLET PARK OSAKA TSURUMI	MITSUI OUTLET PARK IRUMA	LaLagargen KASUKABE
Location	Iwata, Shizuoka	Tachikawa, Tokyo	Osaka, Osaka	Iruma, Saitama	Kasukabe, Saitama
Store floor space	≈ 50,000m <sup>2</sup>	≈ 60,000m <sup>2</sup>	≈ 9,000m <sup>2</sup>	≈ 32,000m <sup>2</sup>	≈ 23,000m <sup>2</sup>
Number of stores	≈ 180	≈ 250	≈ 70	≈ 210	≈ 90
Open	Jun. 2009	Dec. 2015	Mar. 1995	Apr. 2008	Nov. 2007
Store sales (FY2016)	¥23.3 billion	¥27.9 billion	¥7.5 billion	¥34.4 billion	¥11.3 billion

## Existing Projects Global

	North America			
				
Facility name	1251 Avenue of the Americas Building	527 Madison Avenue	Homer Building	1200 17 <sup>th</sup> Street
Location	N.Y.	N.Y.	Washington D.C.	Washington D.C.
Base floor space	3,827m <sup>2</sup>	799m <sup>2</sup>	3,252m <sup>2</sup>	1,514m <sup>2</sup>
Rentable floor space	≈ 210,000m <sup>2</sup>	≈ 21,000m <sup>2</sup>	≈ 40,000m <sup>2</sup>	≈ 16,000m <sup>2</sup>
Number of floors	54 floors above ground 4 basement floors	26 floors above ground 1 basement floors	12 floors above ground 5 basement floors	11 floors above ground 2 basement floors
Completion	(Acquired in) 1986	(Acquired in) 2008	(Acquired in) 2012	Sep. 2014

	Europe		
			
Facility name	5 Hanover Square	8-10 Moorgate	70 Mark Lane
Location	London	London	London
Base floor space	1,067m <sup>2</sup>	1,690m <sup>2</sup>	1,312m <sup>2</sup>
Rentable floor space	≈ 6,000m <sup>2</sup>	≈ 12,000m <sup>2</sup>	≈ 16,000m <sup>2</sup>
Number of floors	7 floors above ground 1 basement floors	9 floors above ground 1 basement floors	16 floors above ground 1 basement floors
Completion	Mar. 2012	May 2014	Nov. 2014

## **Major New Projects (to be completed in and after FY2016)**

※Details of project may change in the future. Some project names are tentative.



# Hibiya Project



Map data ©2012 Google, ZENRIN



Location	Chiyoda-ku, Tokyo
Main use	Office, retail, culture facilities, etc.
Site area	10,700m <sup>2</sup>
Rentable floor space	TBD *
Share	100%
Start of construction	Jan. 2015
Completion	Jan. 2018

\*: Total floor space : approx. 189,000 m<sup>2</sup>

# Nihonbashi 2<sup>nd</sup> District Project (Block C)



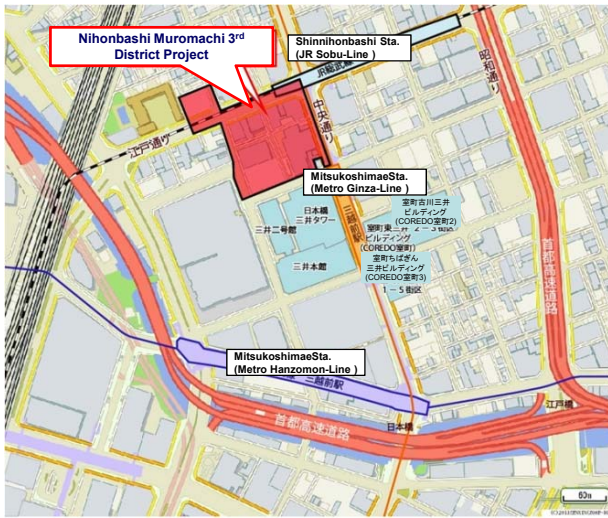
Map data ©2012 Google, ZENRIN



Location	Chuo-ku, Tokyo
Main use	Office, retail
Site area	6,000m <sup>2</sup>
Rentable floor space	TBD *
Share	Jointly owned
Start of construction	Dec. 2014
Completion	Jun. 2018

\*: Total floor space : approx. 143,400 m<sup>2</sup>

# Nihonbashi Muromachi 3<sup>rd</sup> District Project



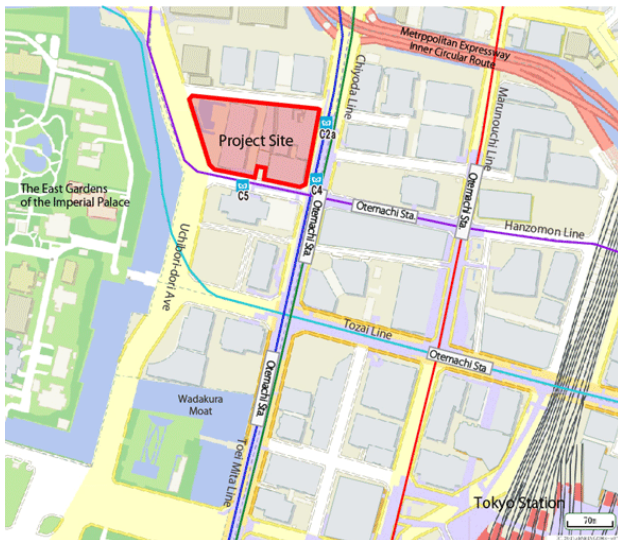
Map data ©2012 Google, ZENRIN

	Zone A	Zone B
Location	Chuo-ku, Tokyo	
Main use	Office, retail	Public facility
Site area	11,500m <sup>2</sup>	1,400m <sup>2</sup>
Rentable floor space	TBD *	
Share	Jointly owned	
Start of construction	Dec. 2015	Dec.2016
Completion	Mar. 2019	

\* (Zone A) Total floor space : approx. 168,000 m<sup>2</sup>



# OH-1 Project



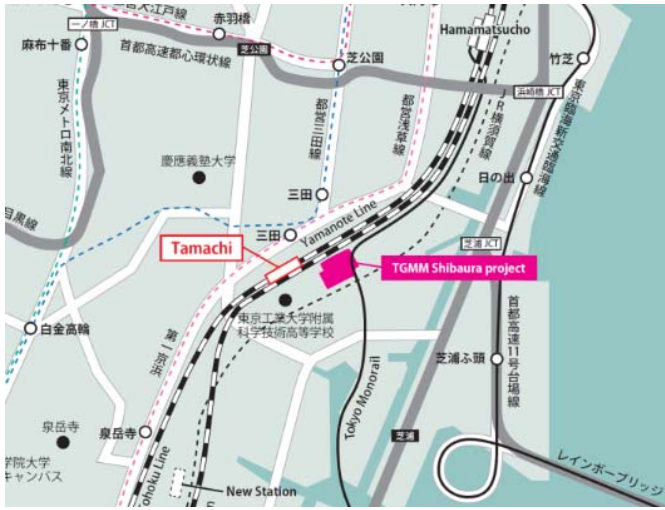
Map data ©2013 Google, ZENRIN

Location	Chiyoda-ku, Tokyo
Main use	Office, retail, hotel, hall etc.
Site area	20,900m <sup>2</sup>
Rentable floor space	TBD *
Share	Jointly owned
Start of construction	May 2016
Completion	Feb. 2020

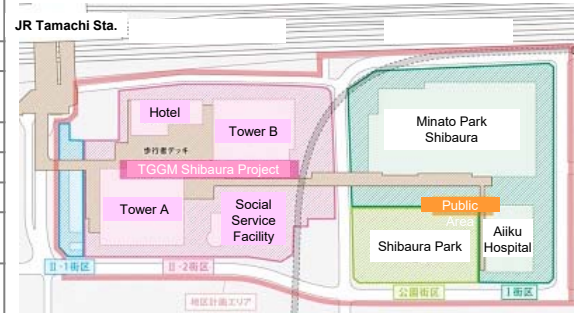
\* : Total floor space : approx. 357,800 m<sup>2</sup>



# TGMM Shibaura Project



Location	Tower A	Hotel	Tower B	Social Services Facility
	Minato-ku, Tokyo			
Main use	Office, retail	Hotel	Office, retail, etc.	Child-care support facility
Site area	10,700m <sup>2</sup>		13,700m <sup>2</sup>	3,000 m <sup>2</sup>
Total floor space	138,300m <sup>2</sup>	11,000m <sup>2</sup>	150,000m <sup>2</sup>	6,800 m <sup>2</sup>
Share	Jointly owned			—
Start of construction	Oct. 2015 *Tower B (Phase II) Aug. 2017			—
Completion	Tower A, Hotel, Tower B (Phase I) May 2018 * Overall completion Mar. 2020			—



# Yaesu 2<sup>nd</sup> District North Project

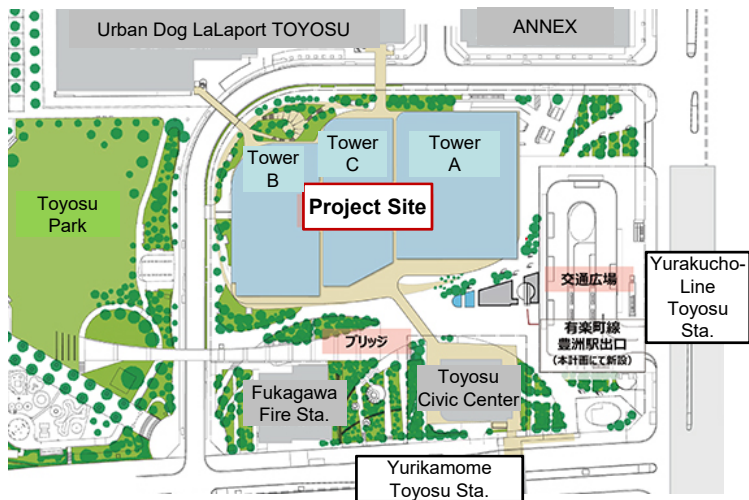


## ( Zone A-1, A-2 )

Location	Chuo-ku, Tokyo
Main use	Office, retail, hotel, elementary school etc.
Site area	13,500m <sup>2</sup>
Rentable floor space	TBD *
Share	Jointly owned
Start of construction	FY2018
Completion	FY2022

\*: Total floor space : approx. 283,400 m<sup>2</sup>

# Toyosu 2<sup>nd</sup> District 2-1 Project



	Tower A, Tower C	Tower B
Location	Koto-ku, Tokyo	
Main use	Office, retail, hotel, etc.	Office
Site area	27,800m <sup>2</sup>	
Rentable floor space	TBD *	
Share	Jointly owned	
Start of construction	Dec. 2016	Dec. 2017
Completion	Apr. 2020	Oct. 2020

\* : Total floor space for Tower A & Tower C : approx. 184,000 m<sup>2</sup> ,  
Tower B : approx. 75,000 m<sup>2</sup>

# LaLaport SHONAN HIRATSUKA

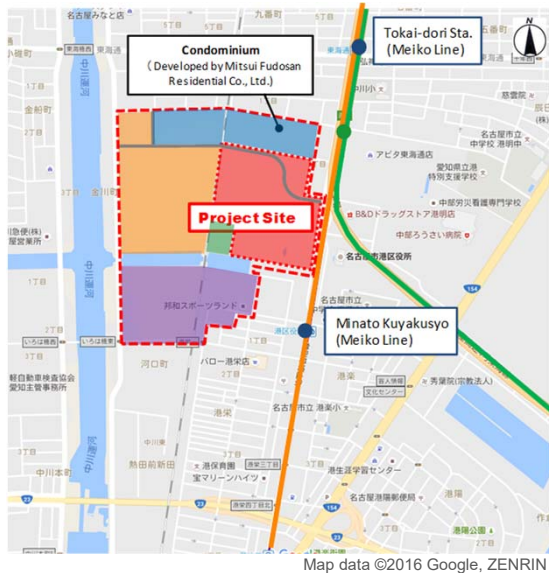
Retail Facilities



Location	Hiratsuka, Kanagawa
Main use	Retail
Site area	81,300m <sup>2</sup>
Store floor space	60,000m <sup>2</sup>
Share	100%
Start of construction	Apr. 2015
Open	Oct. 2016

# LaLaport NAGOYA KOMEI

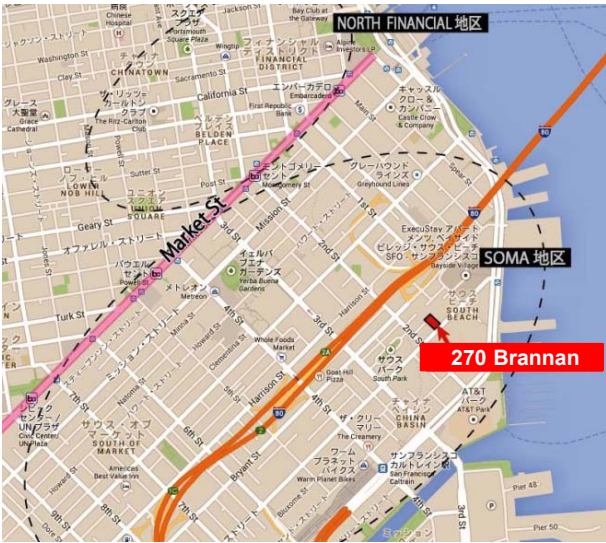
Retail Facilities



Location	Nagoya, Aichi
Main use	Retail
Site area	83,200m <sup>2</sup>
Store floor space	59,500m <sup>2</sup>
Share	100%
Start of construction	Apr. 2017
Open	Autumn 2018

# 270 Brannan Street

Global



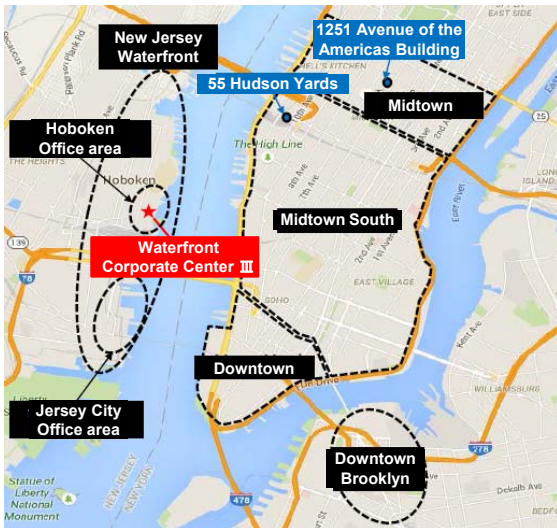
Map date ©2013 Google, Sanborn



Location	270 Brannan Street, San Francisco
Main use	Office
Site area	37,800sqft / 3,500m <sup>2</sup>
Rentable floor space	181,500sqft / 16,900m <sup>2</sup>
Share	Jointly owned
Start of construction	Aug. 2014
Completion	Feb. 2016

# Waterfront Corporate Center III

Global



Map data ©2016 Google



Location	Hoboken, New Jersey
Main use	Office, retail
Site area	54,000sqft / 5,000m <sup>2</sup>
Rentable floor space	511,000sqft / 47,500m <sup>2</sup>
Share	Jointly owned
Completion	Feb. 2015
Acquisition	Nov. 2016

# 55 Hudson Yards Project

Global

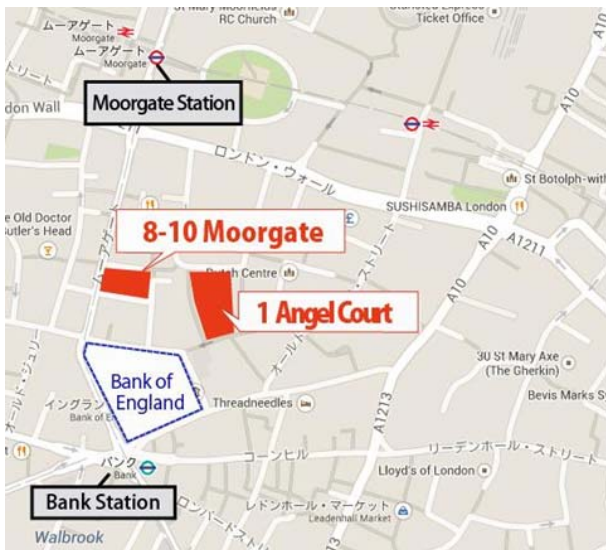


Location	55 Hudson Yards, New York
Main use	Office, retail
Site area	40,000sqft / 3,700m <sup>2</sup>
Rentable floor space	1,427,600sqft / 132,600m <sup>2</sup>
Share	Approx.90%
Start of construction	Jan. 2015
Completion	2018



# 1 Angel Court

Global



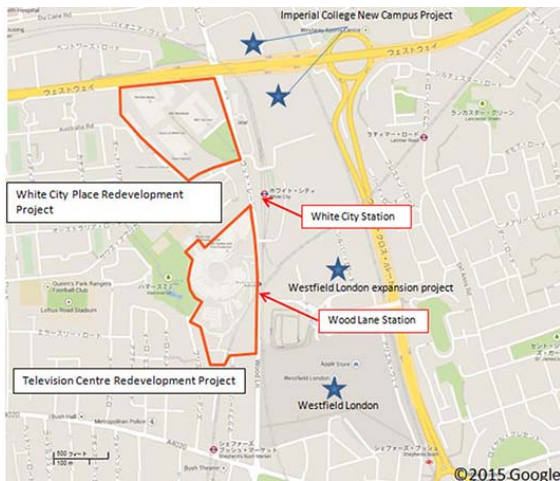
Map data ©2014 Google



Location	1 Angel Court, City of London
Main use	Office, retail
Site area	42,300sqft / 3,900m <sup>2</sup>
Rentable floor space	309,000sqft / 28,700m <sup>2</sup>
Share	100%
Start of construction	Dec. 2014
Completion	Feb. 2017

# White City Place Redevelopment Project

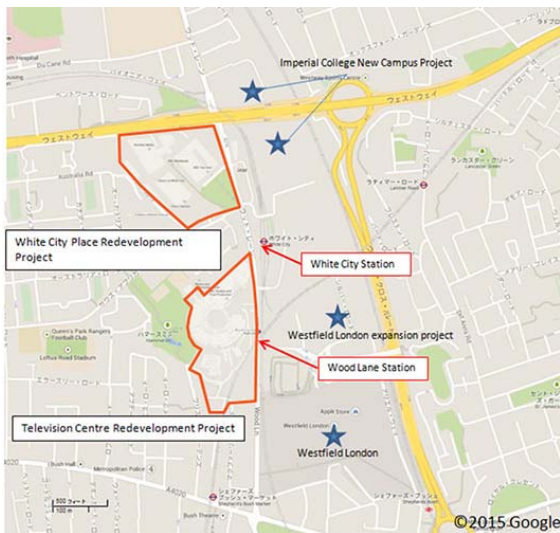
Global



Building Overview	Broadcast Centre (Annexes: Lighthouse, Energy Centre)	Media Centre (Annex: Garden House)	White City 1	New Buildings
Location	White City Place, 201 Wood Lane, London			
Main use	Office (Currently on loan to the BBC)	Office (Renovate and lease)	Office (Redevelop and lease)	Office etc. (Build and lease)
Site area	741,000sqft / 69,000m <sup>2</sup>			
Total floor area	530,000sqft / 49,000m <sup>2</sup>	490,000sqft / 46,000m <sup>2</sup>	520,000sqft / 48,000m <sup>2</sup>	760,000sqft / 71,000 m <sup>2</sup>
Share	Jointly owned			
Start of construction	-	Oct. 2015		TBD
Completion	-	Dec. 2016	Mid 2017	TBD

# Television Centre Redevelopment Project

Global



Location	Television Centre, 101 Wood Lane, London
Main use	Office, residence, hotel etc.
Site area	597,000sqft / 55,000m <sup>2</sup>
Rentable floor space	TBD *
Share	75% (First-Phase)
Start of construction	Nov. 2015 (First-Phase)
Completion	2018 (First-Phase)

\* : Total floor space for office building:  
approx. 588,000sqft / 55,000 m<sup>2</sup>  
\* : Total number of units for condominium:  
approx. 900 (First-Phase: 432)



# MITSUI OUTLET PARK KLIA SEPANG

Global

Retail Facilities



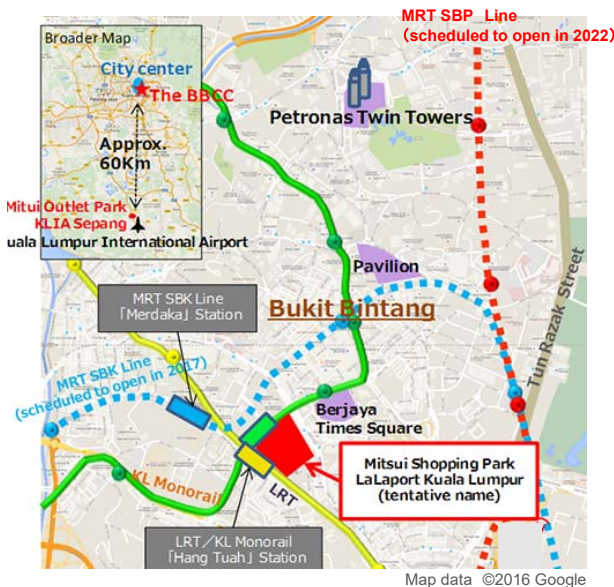
	First-Phase	Second-Phase	Third-Phase
Location	On a premise of Kuala Lumpur International Airport in Malaysia		
Main use	Retail		
Site area	180,000m <sup>2</sup>		
Store floor space	24,000m <sup>2</sup>	9,900m <sup>2</sup>	9,900m <sup>2</sup>
Share	70%		
Start of construction	Apr. 2014	Nov. 2016	TBD
Open	May 2015	Jan. 2018	2021



# LaLaport Kuala Lumpur

Global

Retail Facilities



Location	Kuala Lumpur, Malaysia
Main use	Retail
Site area	78,500m <sup>2</sup> *
Store floor space	80,000m <sup>2</sup>
Share	50%
Start of construction	Early 2017
Open	2021

\*: Entire project of BBCC



# MITSUI OUTLET PARK LINKOU

Global

Retail Facilities



Location	New Taipei City, Taiwan
Main use	Retail
Site area	67,300m <sup>2</sup>
Store floor space	45,000m <sup>2</sup>
Share	70%
Start of construction	Apr. 2014
Open	Jan. 2016



# MITSUI OUTLET PARK TAICHUNG PORT

Global

Retail Facilities



Location	Taichung City, Taiwan
Main use	Retail
Site area	180,000m <sup>2</sup>
Store floor space	35,000m <sup>2</sup>
Share	100%
Start of construction	2017
Open	2018

# LaLaport NANGANG

Global

Retail Facilities (Managed)



Location	Taipei City, Taiwan
Main use	Retail
Site area	41,400m <sup>2</sup>
Store floor space	70,000m <sup>2</sup>
Start of construction	TBD
Open	2021

# LaLaport SHANGHAI JINQIAO

Global

Retail Facilities (Managed)



Map data ©2017 Baidu

Location	China (Shanghai) Pilot Free Trade Zone Jinqiao Export Processing Zone
Main use	Retail
Site area	43,000m <sup>2</sup>
Store floor space	60,000m <sup>2</sup>
Start of construction	Mar. 2017
Open	2020