

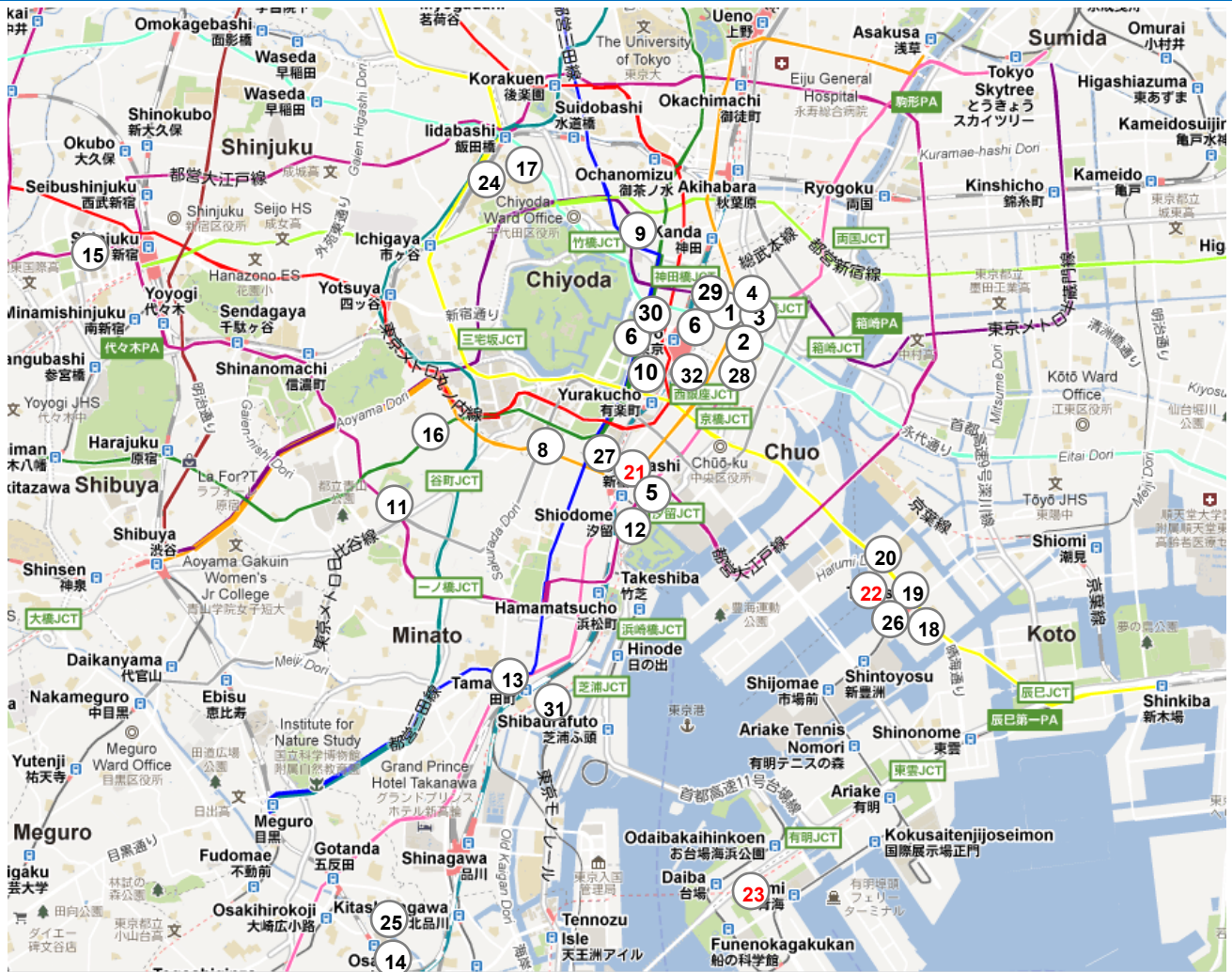
Major Projects Lineup

February 2016



www.mitsuifudosan.co.jp/english

Project Map (Central Tokyo)



地図データ ©2013 Google, ZENRIN

Existing Projects

1. Nihonbashi Mitsui Tower
2. Nihonbashi 1-Chome Mitsui Building
(COREDO Nihonbashi)
3. Muromachi Higashi Mitsui Building
(COREDO Muromachi1)
4. Muromachi Furukawa Mitsui Building
(COREDO Muromachi2)
Muromachi Chibagin Mitsui Building
(COREDO Muromachi3)
5. Ginza Mitsui Building
6. Sumitomo Mitsui Banking Corporation
Head Office Building
7. GranTokyo North Tower
8. Kasumigaseki Building
9. Jinbo-cho Mitsui Building

10. Marunouchi Mitsui Building
11. Tokyo Midtown
12. Shiodome City Center
13. Celestine Shiba Mitsui Building
14. GATE CITY OSAKI
15. Shinjuku Mitsui Building
16. Akasaka Biz Tower
17. Garden Air Tower
18. Toyosu Center Building
19. Toyosu Center Building Annex
20. Toyosu ON Building
21. Kojun Building
22. Urban Dock LaLaport TOYOSU
23. DiverCity Tokyo Plaza

New Projects




24. Iidabashi Grand Bloom
(IIDABASHI SAKURA TERRACE)
25. PARK CITY OSAKI
26. Toyosu 2-, 3-Chome Block 2 Project
27. Hibiya Project
28. Nihonbashi 2-Chome
Redevelopment Project (Block C)
29. Nihonbashi Muromachi 3-Chome
Urban Redevelopment Project
30. OH-1 Project (Otemachi 1-Chome Block 2)
31. TGMM Shibaura Project
32. Yaesu 2-chome North Block Project

Black: Office Buildings Red: Retail Facilities






Existing Projects

Office Buildings (Owned)

Chuo-ku

					
Facility name	Nihonbashi Mitsui Tower	Nihonbashi 1-Chome Mitsui Building	Muromachi Higashi Mitsui Building	Muromachi Furukawa Mitsui Building	Ginza Mitsui Building
Location	Chuo-ku, Tokyo	Chuo-ku, Tokyo	Chuo-ku, Tokyo	Chuo-ku, Tokyo	Chuo-ku, Tokyo
Base floor space	2,134m ²	2,995m ²	1,179m ²	1,842m ²	1,520m ²
Rentable floor space	≈ 51,000m ²	≈ 51,000m ²	≈ 14,000m ²	≈ 19,600m ²	≈ 50,000m ² *
Number of floors	39 floors above ground 4 basement floors	20 floors above ground 4 basement floors	22 floors above ground 4 basement floors	22 floors above ground 4 basement floors	25 floors above ground 2 basement floors
Main tenants	CHUGAI PHARMA TORAY	Merrill Lynch Marubeni-Itochu Steel	OKASAN Securities Kanto Chemical	Astellas	RICOH
Completion	Jul. 2005	Jan. 2004	Oct. 2010	Feb. 2014	Sep. 2005

Chiyoda-ku

					
Facility name	Sumitomo Mitsui Banking Corporation Head Office Building	GranTokyo North Tower	Kasumigaseki Building	Jinbo-cho Mitsui Building	Marunouchi Mitsui Building
Location	Chiyoda-ku, Tokyo	Chiyoda-ku, Tokyo	Chiyoda-ku, Tokyo	Chiyoda-ku, Tokyo	Chiyoda-ku, Tokyo
Base floor space	2,249m ²	2,677m ²	2,636m ²	2,352m ²	1,178m ²
Rentable floor space	≈ 80,000m ² *	≈ 66,000m ²	≈ 87,000m ²	≈ 52,000m ²	≈ 13,000m ²
Number of floors	23 floors above ground 4 basement floors	43 floors above ground 4 basement floors	36 floors above ground 3 basement floors	23 floors above ground 3 basement floors	11 floors above ground 2 basement floors
Main tenants	SMBC	DAIWA Securities BNP PARIBAS	CTC LIXIL	Asahi KASEI	CITY-YUWA PARTNERS Aisei Pharmacy
Completion	Jul. 2010	Oct. 2007	Apr. 1968	Mar. 2003	Feb. 1981

* Total floor space

Office Buildings (Owned)

	Minato-ku			Shinagawa-ku	Shinjuku-ku
					
Facility name	Tokyo Midtown	Shiodome City Center	Celestine Shiba Mitsui Building	GATE CITY OHSAKI	Shinjuku Mitsui Building
Location	Minato-ku, Tokyo	Minato-ku, Tokyo	Minato-ku, Tokyo	Shinagawa-ku, Tokyo	Shinjuku-ku, Tokyo
Base floor space	3,326m ²	2,787m ²	2,494m ²	4,088m ²	1,679m ²
Rentable floor space	≈ 123,000m ²	≈ 106,000m ²	≈ 28,000m ²	≈ 155,000m ²	≈ 103,000m ²
Number of floors	54 floors above ground 5 basement floors	43 floors above ground 4 basement floors	17 floors above ground 2 basement floors	24 floors above ground 4 basement floors	55 floors above ground 3 basement floors
Main tenants	KONAMI FUJIFILM	FUJITSU, ANA Mitsui Chemicals	NEC	HITACHI Systems LOWSON	Aflac JTB
Completion	Jan. 2007	Jan. 2003	Mar. 2002	Jan. 1999	Sep. 1974
	New York	London	Yokohama	Osaka	
					
Facility name	1251 Avenue of the Americas Building	5 Hanover Square	Yokohama Mitsui Building	Nakanoshima Mitsui Building	Yodoyabashi Mitsui Building
Location	N.Y. Midtown	London, West End	Yokohama, Kanagawa	Osaka, Osaka	Osaka, Osaka
Base floor space	3,827m ²	1,067m ²	1,848m ²	1,457m ²	1,804m ²
Rentable floor space	≈ 214,000m ²	≈ 6,000m ²	≈ 52,000m ²	≈ 71,000m ²	≈ 23,000m ²
Number of floors	54 floors above ground 4 basement floors	7 floors above ground 1 basement floors	30 floors above ground 2 basement floors	31 floors above ground 2 basement floors	16 floors above ground 3 basement floors
Main tenants	Bank of Tokyo-Mitsubishi UFJ Mizuho Bank	Asset Management Company, etc.	HITACHI FUJITSU Group	TORAY	TOHMATSU The Norinchukin Bank
Completion	(Acquired in)1986	2012	Feb. 2012	Aug. 2002	Mar. 2008

Retail Facilities (Owned)

Regional Shopping Center

Project name	LaLaport TOKYO-BAY	ALPARK	LaLaport KOSHIEEN	LAZONA Kawasaki Plaza	Urban Dock LaLaport TOYOSU
Location	Funabashi, Chiba	Hiroshima, Hiroshima	Nishinomiya, Hyogo	Kawasaki, Kanagawa	Koto-ku, Tokyo
Store floor space	≈ 102,000m ²	≈ 90,000 m ²	≈ 59,000m ²	≈ 79,000m ²	≈ 62,000m ²
Number of stores	≈ 460	≈ 160	≈ 150	≈ 330	≈ 180
Open	Apr. 1981	April. 1990	Nov. 2004	Sep. 2006	Oct. 2006
Store sales (FY2014)	¥72.4 billion	¥17.9 billion	¥22.0 billion	¥76.7 billion	¥35.7 billion

Project name	LaLaport KASHIWANOHA	LaLaport YOKOHAMA	LaLaport SHIN-MISATO	DiverCity Tokyo Plaza
Location	Kashiwa, Chiba	Yokohama, Kanagawa	Misato, Saitama	Koto-ku, Tokyo
Store floor space	≈ 50,000m ²	≈ 93,000m ²	≈ 59,000m ²	≈ 45,000m ²
Number of stores	≈ 180	≈ 280	≈ 180	≈ 150
Open	Nov. 2006	Mar. 2007	Sep. 2009	Apr. 2012
Store sales (FY2014)	¥22.2 billion	¥48.1 billion	¥28.4 billion	¥28.5 billion



LaLaport TOKYO-BAY

LAZONA Kawasaki Plaza

LaLaport Kashiwanoha

LaLaport Shinmisato

DiverCity Tokyo Plaza

Life Style Park

Project name	LaLa garden Kawaguchi	LaLa garden Nagamachi
Location	Kawaguchi, Saitama	Sendai, Miyagi
Store floor space	≈ 27,000m ²	≈ 18,000m ²
Number of stores	≈ 90	≈ 90
Open	Nov. 2008	Oct. 2009
Store sales (FY2014)	¥10.9 billion	¥9.8 billion

Urban Facilities

Project name	COREDO Nihonbashi	Kojun Building DINING & STORES
Location	Chuo-ku, Tokyo	Chuo-ku, Tokyo
Store floor space	≈ 9,000m ²	≈ 9,000m ²
Number of stores	≈ 50	≈ 20
Open	Mar. 2004	Oct. 2004
Store sales (FY2014)	—	—

Retail Facilities (Owned)

MITSUI OUTLET PARK

Project name	MITSUI OUTLET PARK YOKOHAMA BAYSIDE	MITSUI OUTLET PARK MARINE PIA KOBE	MITSUI OUTLET PARK TAMA MINAMI-OSAWA	MITSUI OUTLET PARK MAKUHARI	MITSUI OUTLET PARK JAZZ DREAM NAGASHIMA
Location	Yokohama, Kanagawa	Kobe, Hyogo	Hachioji, Tokyo	Chiba, Chiba	Kuwana, Mie
Store floor space	≈ 15,000m ²	≈ 23,000m ²	≈ 21,000m ²	≈ 16,000m ²	≈ 39,000m ²
Number of stores	≈ 80	≈ 140	≈ 120	≈ 140	≈ 240
Open	Sep. 1998	Oct. 1999	Sep. 2000	Oct. 2000	Mar. 2002
Store sales (FY2014)	¥14.6 billion	¥19.2 billion	¥18.8 billion	¥17.5 billion	¥45.7 billion
Project name	MITSUI OUTLET PARK SENDAI PORT	MITSUI OUTLET PARK SAPPORO KITAHIROSHIMA	MITSUI OUTLET PARK SHIGA RYUO	MITSUI OUTLET PARK KURASHIKI	MITSUI OUTLET PARK KISARAZU
Location	Sendai, Miyagi	Kitahiroshima, Hokkaido	Gamo-gun, Shiga	Kurashiki, Okayama	Kisarazu, Chiba
Store floor space	≈ 20,000m ²	≈ 30,000m ²	≈ 37,000m ²	≈ 20,000m ²	≈ 37,000m ²
Number of stores	≈ 120	≈ 180	≈ 240	≈ 120	≈ 250
Open	Sep. 2008	April. 2010	Jul. 2010	Dec. 2011	Apr. 2012
Store sales (FY2014)	¥12.1 billion	¥25.9 billion	¥35.2 billion	¥13.7 billion	¥42.2 billion



MOP JAZZ DREAM NAGASHIMA



MOP SENDAI PORT



MOP SAPPORO KITAHIROSHIMA



MOP TAMA MINAMI-OSAWA



MOP SHIGA RYUO



MOP MAKUHARI



MOP KURASHIKI



MOP MARINE PIA KOBE










MOP YOKOHAMA BAYSIDE



MOP KISARAZU

Office Buildings - Retail Facilities (Managed)

Office Building (Managed)					
	Minato-ku	Chiyoda-ku	Koto-ku		
					
Facility name	Akasaka Biz Tower	Garden Air Tower	Toyosu Center Building	Toyosu Center Building Annex	Toyosu ON Building
Location	Minato-ku, Tokyo	Chiyoda-ku, Tokyo	Koto-ku, Tokyo	Koto-ku, Tokyo	Koto-ku, Tokyo
Base floor space	2,823m ²	1,717m ²	1,461m ²	2,175m ²	1,991m ²
Rentable floor space	≈ 99,000m ²	≈ 56,000m ²	≈ 66,000m ²	≈ 68,000m ²	≈ 62,000m ²
Number of floors	39 floors above ground 3 basement floors	35 floors above ground 2 basement floors	37 floors above ground 2 basement floors	33 floors above ground 2 basement floors	30 floors above ground 3 basement floors
Main tenants	HAKUHODO DY INPEX	KDDI	NTT Data	NTT Data	Nihon Unisys
Completion	Jan. 2008	Jan. 2003	Oct. 1992	Aug. 2006	Jul. 1992

Retail Facilities (Managed)				
	Regional Shopping Center	MITSUI OUTLET PARK		Life Style Park
				
Project name	LaLaport IWATA	MITSUI OUTLET PARK OSAKA TSURUMI	MITSUI OUTLET PARK IRUMA	LaLagargen KASUKABE
Location	Iwata, Shizuoka	Tsurumi, Osaka	Iruma, Saitama	Kasukabe, Saitama
Store floor space	≈ 50,000m ²	≈ 9,000m ²	≈ 32,000m ²	≈ 23,000m ²
Number of stores	≈ 180	≈ 70	≈ 210	≈ 90
Open	Jun. 2009	Mar. 1995	Apr. 2008	Nov. 2007
Store sales (FY2014)	¥22.4 billion	¥7.6 billion	¥35.0 billion	¥9.6 billion

New Projects

※Details of project may change in the future. Some project names are tentative.

GATE SQUARE (Kashiwanoha Campus Block 148)



Project Overview

Location	Kashiwa, Chiba
Main use	Office, retail, hotel, residence
Site area	16,800m ² *
Rentable floor space	Office 8,000m ² Retail 7,500m ²
Share	100%
Start of construction	Apr. 2011
Completion	Apr.2014

*: Except for hotel/residence

Sapporo Mitsui JP Building (Akarenga TERRACE)



Project Overview

Location	Sapporo, Hokkaido
Main use	Office, retail
Site area	5,500m ²
Rentable floor space	Office 25,400m ² Retail 8,500m ²
Share	Jointly owned
Start of construction	Apr. 2012
Completion	Aug.2014

Iidabashi Grand Bloom (IIDABASHI SAKURA TERRACE)



Map data ©2012 Google, ZENRIN

Project Overview

Location	Chiyoda-ku, Tokyo
Main use	Office, retail
Site area	11,100m ²
Rentable floor space	Office 71,300m ² Retail 4,900m ²
Share	Jointly owned
Start of construction	Apr. 2011
Completion	Jun. 2014 Oct. 2014 (Grand opening)

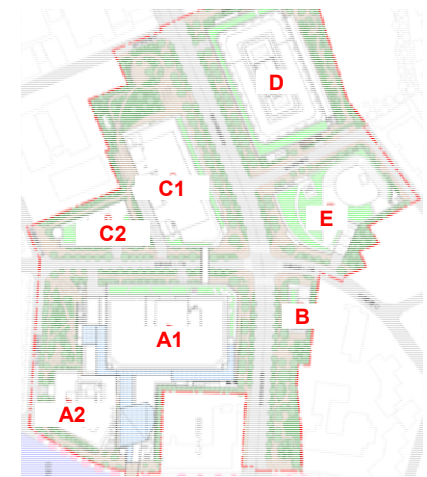


PARK CITY OSAKI



Map data ©2012 Google, ZENRIN

Project Overview



Location	OSAKI BRIGHT TOWER A1	Park City OSAKI The Residence A2	B	OSAKI BRIGHT CORE C1	Sum Building C2	Park City OSAKI The Tower D	OSAKI BRIGHT PLAZA E
	Shinagawa-ku, Tokyo						
Main use	Office, retail	Residence	Culture facilities	Office, retail culture facilities	Culture facilities	Residence, retail child-care Support Facility	Retail
Site area	7,800m ²	2,200m ²	700m ²	5,800m ²	1,700m ²	6,400m ²	3,700m ²
Total floor space	92,000m ²	12,400m ²	400m ²	44,800 m ²	3,200m ²	93,000m ²	4,200m ²
Share	Jointly owned						
Start of construction	Apr.2012						
Completion	Apr.2015	Jun.2015	Oct.2015	Apr.2015	May.2015	May.2015	Apr.2015

Hibiya Project



Map data ©2012 Google, ZENRIN

Project Overview

Location	Chiyoda-ku, Tokyo
Main use	Office, retail, culture facilities
Site area	10,700m ²
Rentable floor space	TBD *
Share	100%
Start of construction	Jan. 2015
Completion	Jan. 2018

* : Total floor space : approx. 189,000 m²



Nihonbashi 2-Chome Redevelopment Project (Block C)



Map data ©2012 Google, ZENRIN

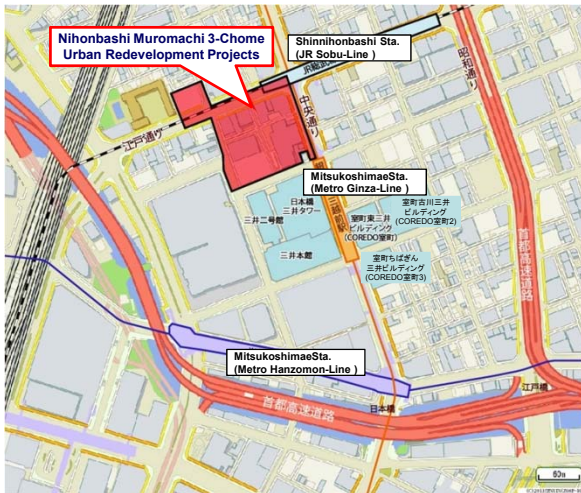
Project Overview

Location	Chuo-ku, Tokyo
Main use	Office, retail
Site area	6,000m ²
Rentable floor space	TBD *
Share	Jointly owned
Start of construction	Dec.2014
Completion	Jun. 2018

* : Total floor space : approx. 143,400 m²



Nihonbashi Muromachi 3-Chome Urban Redevelopment Project



Map data ©2012 Google, ZENRIN

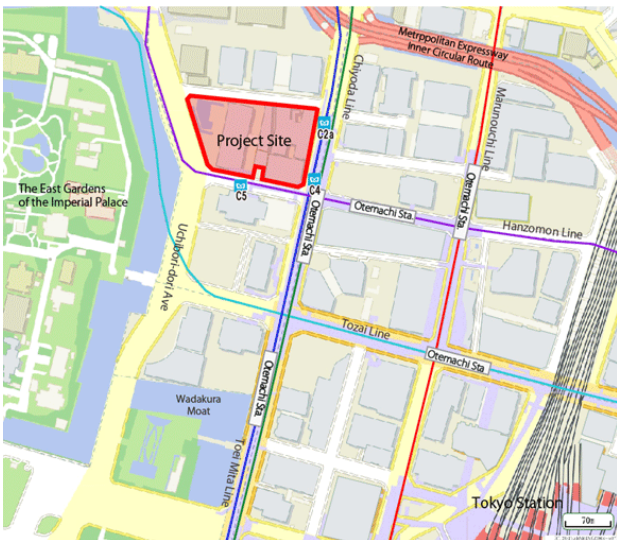
Project Overview

	Zone A	Zone B
Location	Chuo-ku, Tokyo	
Main use	Office, retail	Public facility
Site area	11,500m ²	1,400m ²
Rentable floor space	TBD *	
Share	Jointly owned	
Start of construction	Dec. 2015	
Completion	Mar. 2019	

* (Zone A) Total floor space : approx. 168,000 m²



OH-1 Project (Otemachi 1-Chome Block 2)



Map data ©2013 Google, ZENRIN

Project Overview

Location	Chiyoda-ku, Tokyo
Main use	Office, Hotel, Hall
Site area	20,900m ²
Rentable floor space	TBD *
Share	Jointly owned
Start of construction	May. 2016
Completion	FY2019

* : Total floor space : approx. 361,000 m²

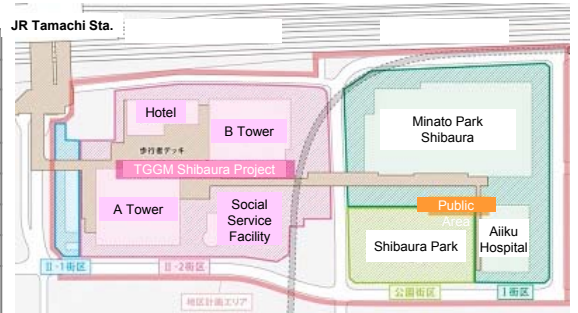


TGMM Shibaura Project

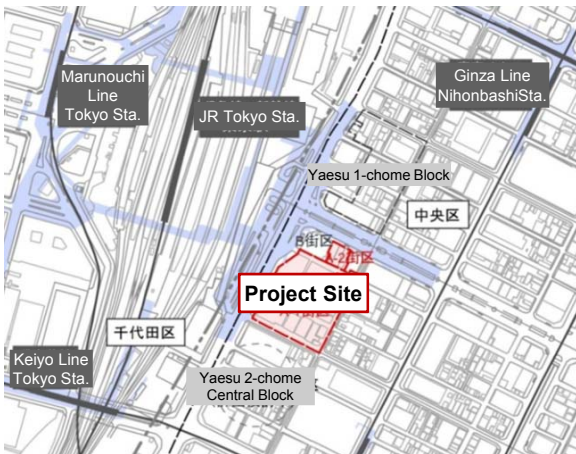


Project Overview

Location	A Tower	Hotel	B Tower	Social Services Facility
	Minato-ku, Tokyo			
Main use	Office, retail	Hotel	Office, retail, etc.	Child-care Support Facility
Site area	10,700m ²		13,700m ²	3,000 m ²
Total floor space	132,600m ²	16,400m ²	150,000m ²	6,600 m ²
Share	Jointly owned			—
Start of construction	Oct. 2015			—
Completion	A・Hotel・B (Phase I) Spring 2018 B (Phase II) 2019			—



Yaesu 2-chome North Block Project



Project Overview (A-1, A-2 Zone)

Location	Chuo-ku, Tokyo
Main use	Office, retail, hotel, Elementary School etc.
Site area	13,500
Store floor space	TBD *
Share	Jointly owned
Start of construction	2018
Open	FY2021

*: Total floor space : approx. 293,600 m²

Toyosu 2-, 3-Chome Block 2 Project



Map data ©2012 Google, ZENRIN

Project Overview (Block 2-1)

Location	Koto-ku, Tokyo
Main use	Office, retail, hotel, etc.
Site area	27,200m ²
Rentable floor space	TBD *
Share	Jointly owned
Start of construction	TBD
Completion	TBD

*: Total floor space for office/retail building: approx. 258,600 m²



LaLa terrace MUSASHIKOSUGI

Retail Facilities



Map data ©2014 Google, ZENRIN

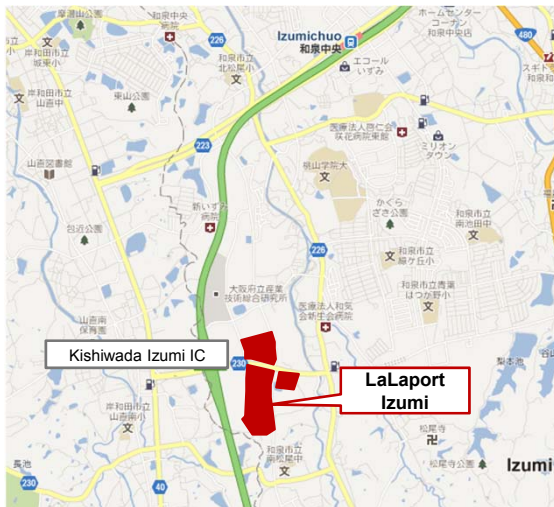
Project Overview

Location	Kawasaki, Kanagawa
Main use	Retail
Site area	4,600m ²
Store floor space	8,000m ²
Share	Jointly owned
Start of construction	Jul.2011
Open	Apr.2014



LaLaport IZUMI

Retail Facilities



Map data ©2013 Google, ZENRIN



Project Overview

Location	Izumi, Osaka
Main use	Retail
Site area	114,000m ²
Store floor space	55,000m ²
Share	100%
Start of construction	Jul. 2013
Open	Oct. 2014



LaLaport FUJIMI

Retail Facilities



Map data ©2013 Google, ZENRIN



Project Overview

Location	Fujimi, Saitama
Main use	Retail
Site area	152,000m ²
Store floor space	80,000m ²
Share	100%
Start of construction	Oct. 2013
Open	Apr. 2015



Shin-Kawasaki Square

Retail Facilities



Project Overview

Map data ©2014 Google, ZENRIN

Location	Kawasaki, Kanagawa
Main use	Retail
Site area	5,800m ²
Store floor space	11,000m ²
Share	100%
Start of construction	Mar. 2013
Open	Mar. 2015

MITSUI OUTLET PARK HOKURIKU OYABE

Retail Facilities



Map data ©2013 Google, ZENRIN

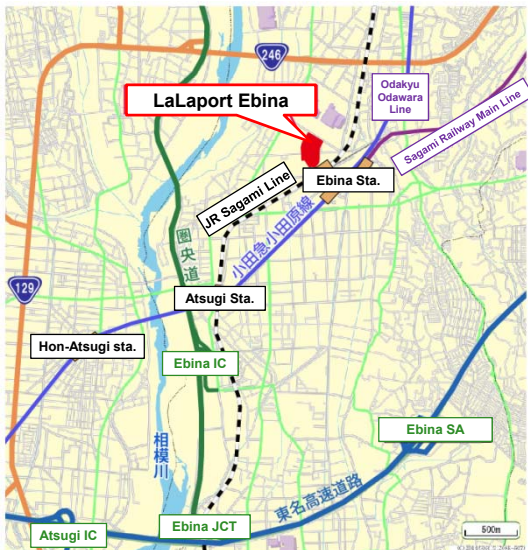
Project Overview

Location	Oyabe, Toyama
Main use	Retail
Site area	130,000m ²
Store floor space	26,000m ²
Share	100%
Start of construction	Jul. 2014
Open	Jul. 2015



LaLaport EBINA

Retail Facilities



Map data ©2014 Google, ZENRIN

Project Overview

Location	Ebina, Kanagawa
Main use	Retail
Site area	33,000m ²
Store floor space	54,000m ²
Share	100%
Start of construction	Jun. 2014
Open	Oct. 2015



EXPOCITY


Retail Facilities



Map data ©2013 Google, ZENRIN

Project Overview

Location	Suita, Osaka
Main use	Retail, entertainment facility
Site area	Total:172,000m ²
Store floor space	LaLaport EXPOCITY:71,000m ²
Share	100%
Start of construction	Jul. 2014
Open	Nov. 2015



LaLaport HIRATSUKA

Retail Facilities



Map data ©2015 Google, ZENRIN



Project Overview

Location	Hiratsuka, Kanagawa
Main use	Retail
Site area	80,000m ²
Store floor space	61,000m ²
Share	100%
Start of construction	Apr. 2015
Open	Autumn 2016

Nagoya Komei Project

Retail Facilities



Project Overview

Location	Nagoya, Aichi
Main use	Retail
Site area	162,000m ²
Store floor space	54,600m ²
Share	100%
Start of construction	TBD
Open	2017

LaLaport TACHIKAWA TACHIHI

Retail Facilities (Managed)



Map Data ©2014 Google, ZENRIN



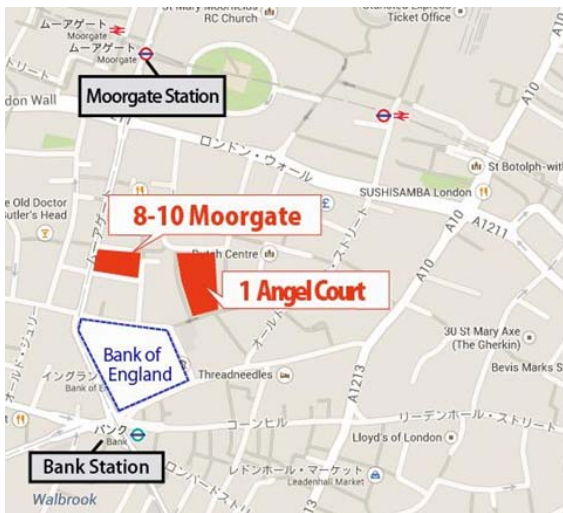
Project Overview

Location	Tachikawa, Tokyo
Main use	Retail
Site area	94,000m ²
Store floor space	60,000m ²
Start of construction	Sep.2014
Open	Dec. 2015



8-10 Moorgate

Global



Map date ©2014 Google,

Project Overview

Location	8-10 Moorgate, City of London
Main use	Office, retail
Site area	22,000sqft / 2,000m ²
Rentable floor space	130,300sqft / 12,100m ²
Share	100%
Start of construction	Apr.2012
Completion	May 2014



1200 17th Street

Global



Map data ©2012 Google



Project Overview

Location	1200 17th Street NW, Washington D.C.
Main use	Office, retail
Site area	17,000sqft / 1,600m ²
Rentable floor space	168,800sqft / 15,700m ²
Share	Jointly owned
Start of construction	Mar. 2013
Completion	Sep. 2014

70 Mark Lane

Global



Map data ©2014 Google



Project Overview

Location	70 Mark Lane, City of London
Main use	Office, retail
Site area	17,900sqft / 1,700m ²
Rentable floor space	176,700sqft / 16,400m ²
Share	100%
Start of construction	Jun. 2013
Completion	Nov. 2014

270 Brannan Project

Global



Map date ©2013 Google, Sanborn



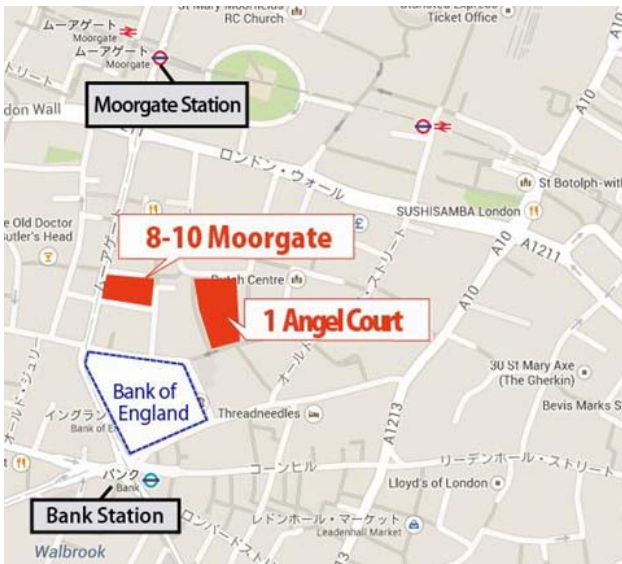
Project Overview

Location	270 Brannan Street, San Francisco
Main use	Office
Site area	37,800sqft / 3,500m ²
Rentable floor space	181,500sqft / 16,900m ²
Share	Jointly owned
Start of construction	Aug. 2014
Completion	Spring 2016



1 Angel Court Project

Global



Map data ©2014 Google

Project Overview

Location	1 Angel Court, City of London
Main use	Office, retail
Site area	42,300sqft / 3,900m ²
Rentable floor space	316,000sqft / 29,400m ²
Share	100%
Start of construction	Dec. 2014
Completion	Sep. 2016



White City Place Redevelopment Project

Global

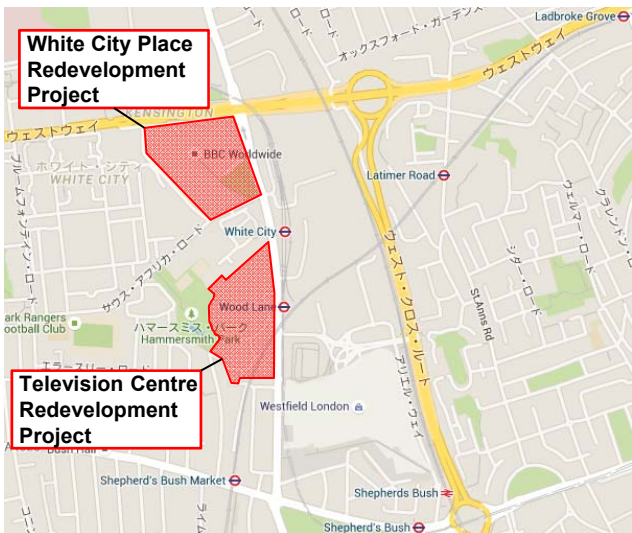


Project Overview

Building Overview	Broadcast Centre (Annexes: Lighthouse, Energy Centre)	Media Centre (Annex: Garden House)	White City 1	New Buildings
Location	White City Place, 201 Wood Lane, London			
Main use	Currently on loan to the BBC	Renovate and lease	Redevelop and lease	Build and lease
Site area	741,000sqft / 69,000m ²			
Gross floor area	530,000sqft / 49,000m ²	490,000sqft / 46,000m ²	520,000sqft / 48,000m ²	760,000sqft / 71,000 m ²
Share	Jointly owned			
Start of construction	-	2015		TBD
Completion	-	2017		TBD

Television Centre Redevelopment Project

Global



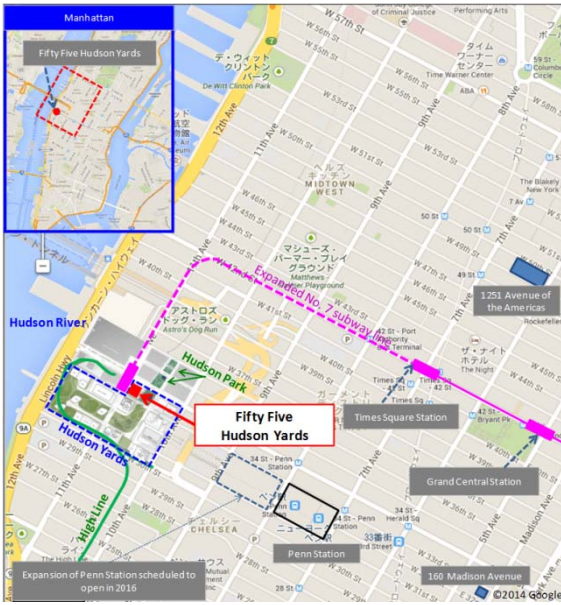
Project Overview

Location	Television Centre, 101 Wood Lane, London
Main use	Office, residence, hotel etc.
Site area	597,000sqft / 56,000m ²
Rentable floor space	TBD *
Start of construction	Autumn 2015
Completion	2018(First-Phase)

* : Total floor space for office building: approx. 560,000sqft / 52,000 m²

55 Hudson Yards

Global



Location	55 Hudson Yards, New York
Main use	Office, retail
Site area	40,000sqft / 3,700m ²
Rentable floor space	1,427,600sqft / 132,600m ²
Share	Jointly owned
Start of construction	2015
Completion	2018

MITSUI OUTLET PARK KLIA SEPANG

Global

Retail Facilities



Project Overview

	First-Phase Plan Outline	Eventual Overall Plan Outline
Location	On a premise of Kuala Lumpur International Airport in Malaysia	
Main use	Retail	
Site area	180,000m ²	
Store floor space	24,000m ²	44,000m ²
Share	Jointly owned	
Start of construction	Apr.2014	TBD
Open	May. 2015	TBD



MITSUI OUTLET PARK LINKOU

Global

Retail Facilities



Project Overview

Location	New Taipei City, Republic of China
Main use	Retail
Site area	67,300m ²
Store floor space	45,000m ²
Share	Jointly owned
Start of construction	Apr. 2014
Open	Jan. 2016



LaLaport SHANGHAI JINQIAO

Global

Retail Facilities (Managed)



Map data ©2014 AutoNavi, Google



Project Overview

Location	Pudong Jinqiao ,Shanghai
Main use	Retail
Site area	42,800m ²
Store floor space	74,000m ²
Start of construction	TBD
Open	2018