

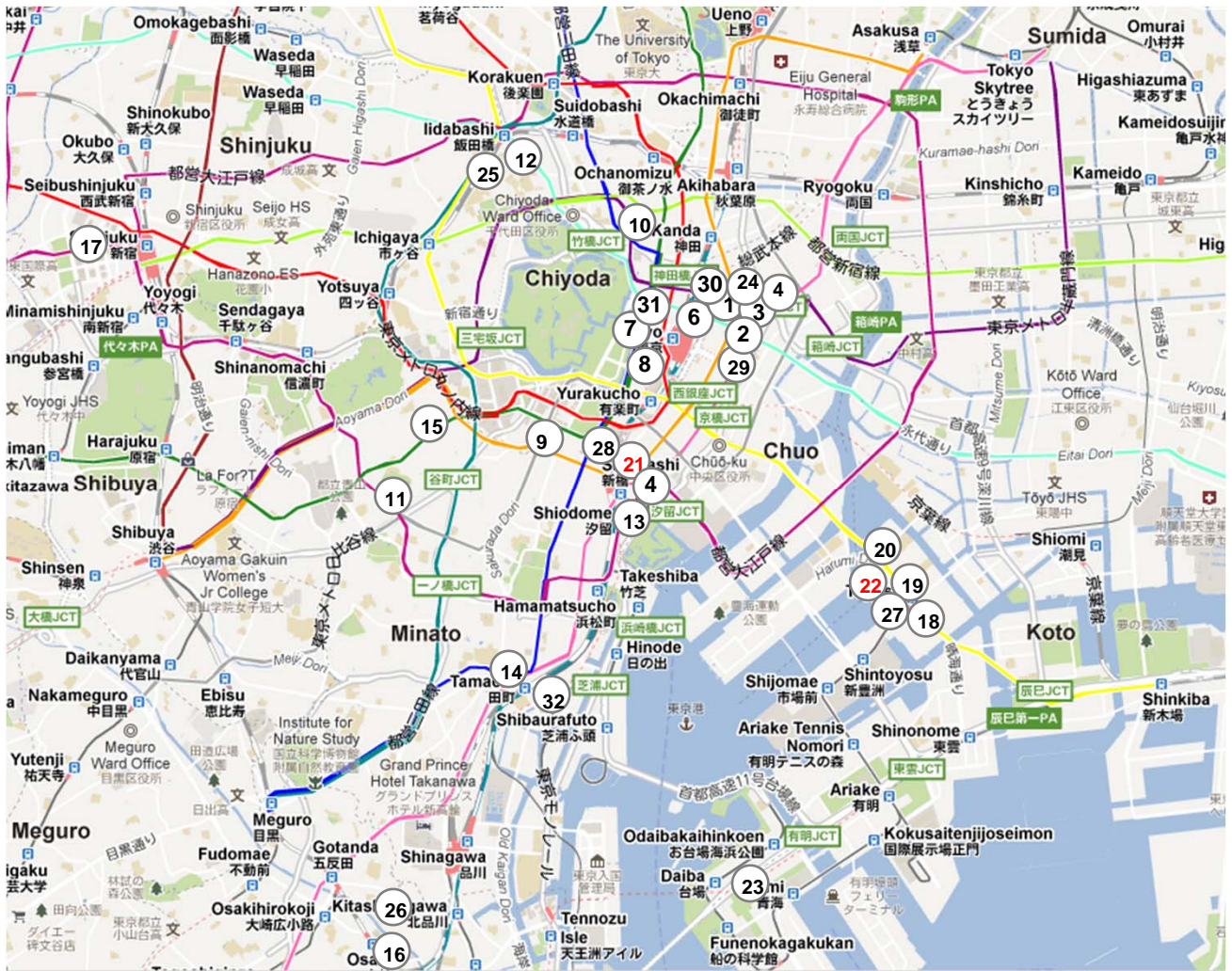
Major Projects Lineup

November 2014



www.mitsuifudosan.co.jp/english

Project Map (Central Tokyo)



地図データ ©2013 Google, ZENRIN

Existing Projects

- | | |
|---|---------------------------------------|
| 1. Nihonbashi Mitsui Tower | 11. Tokyo Midtown |
| 2. Nihonbashi 1-Chome Mitsui Building
(COREDO Nihonbashi) | 12. Garden Air Tower |
| 3. Muromachi Higashi Mitsui Building
(COREDO Muromachi1) | 13. Shiodome City Center |
| 4. Nihonbashi Astellas Mitsui Building | 14. Celestine Shiba Mitsui Building |
| 5. Ginza Mitsui Building | 15. Akasaka Biz Tower |
| 6. GranTokyo North Tower | 16. Gate City Ohsaki |
| 7. Sumitomo Mitsui Banking Corporation
Head Office Building | 17. Shinjuku Mitsui Building |
| 8. Marunouchi Mitsui Building | 18. Toyosu Center Building |
| 9. Kasumigaseki Building | 19. Toyosu Center Building Annex |
| 10. Jinbo-cho Mitsui Building | 20. Toyosu ON Building |
| | 21. Kojun Building |
| | 22. Urban Dock LaLaport TOYOSU |
| | 23. DiverCity Tokyo Plaza |

New Projects

- | |
|---|
| 24. Nihonbashi Muromachi East District
Development Projects |
| 25. Iidabashi Grand Bloom
(IIDABASHI SAKURA TERRACE) |
| 26. Kita-Shinagawa 5-Chome Block 1
Redevelopment Project |
| 27. Toyosu 2-, 3-Chome Block 2 Project |
| 28. Hibiya Project |
| 29. Nihonbashi 2-Chome
Redevelopment Project (Block C) |
| 30. Nihonbashi Muromachi 3-Chome
Urban Redevelopment Project |
| 31. OH-1 Project (Otemachi 1-Chome Block 2) |
| 32. TGMM Shibaura Project |

Black: Office Buildings Red: Retail Facilities






Existing Projects

Office Buildings (Owned)

Chuo-ku					
					
Facility name	Nihonbashi Mitsui Tower	Nihonbashi 1-Chome Mitsui Building	Ginza Mitsui Building	Nihonbashi Astellas Mitsui Building	Muromachi Higashi Mitsui Building
Location	Chuo-ku, Tokyo	Chuo-ku, Tokyo	Chuo-ku, Tokyo	Chuo-ku, Tokyo	Chuo-ku, Tokyo
Base floor space	2,134m ²	2,995m ²	1,520m ²	1,022m ²	1,179m ²
Rentable floor space	≈ 51,000m ²	≈ 51,000m ²	≈ 50,000m ² *	≈ 27,000m ² *	≈ 14,000m ²
Number of floors	39 floors above ground 4 basement floors	20 floors above ground 4 basement floors	25 floors above ground 2 basement floors	17 floors above ground 2 basement floors	22 floors above ground 4 basement floors
Main tenants	TORAY CHUGAI PHARMA	Merrill Lynch Marubeni-Itochu Steel	RICOH	Astellas	OKASAN Securities Kanto Chemical
Completion	Jul. 2005	Jan. 2004	Sep. 2005	Jan. 2013	Oct. 2010
Chiyoda-ku					
					
Facility name	Sumitomo Mitsui Banking Corporation Head Office Building	GranTokyo North Tower	Kasumigaseki Building	Jinbo-cho Mitsui Building	Marunouchi Mitsui Building
Location	Chiyoda-ku, Tokyo	Chiyoda-ku, Tokyo	Chiyoda-ku, Tokyo	Chiyoda-ku, Tokyo	Chiyoda-ku, Tokyo
Base floor space	2,249m ²	2,677m ²	2,636m ²	2,352m ²	1,178m ²
Rentable floor space	≈ 80,000m ² *	≈ 66,000m ²	≈ 87,000m ²	≈ 52,000m ²	≈ 13,000m ²
Number of floors	23 floors above ground 4 basement floors	43 floors above ground 4 basement floors	36 floors above ground 3 basement floors	23 floors above ground 3 basement floors	11 floors above ground 2 basement floors
Main tenants	SMBC	DAIWA Securities BNP PARIBAS	CTC EYBusiness Initiative	Asahi KASEI	CITY-YUWA PARTNERS Aisei Pharmacy
Completion	Jul. 2010	Oct. 2007	Apr. 1968	Mar. 2003	Feb. 1981

Office Buildings (Owned)

	Minato-ku			Shinagawa-ku	Shinjuku-ku
					
Facility name	Tokyo Midtown	Shiodome City Center	Celestine Shiba Mitsui Building	Gate City Ohsaki	Shinjuku Mitsui Building
Location	Minato-ku, Tokyo	Minato-ku, Tokyo	Minato-ku, Tokyo	Shinagawa-ku, Tokyo	Shinjuku-ku, Tokyo
Base floor space	3,326m ²	2,787m ²	2,494m ²	4,088m ²	1,679m ²
Rentable floor space	≈ 123,000m ²	≈ 106,000m ²	≈ 28,000m ²	≈ 155,000m ²	≈ 103,000m ²
Number of floors	54 floors above ground 5 basement floors	43 floors above ground 4 basement floors	17 floors above ground 2 basement floors	24 floors above ground 4 basement floors	55 floors above ground 3 basement floors
Main tenants	YAHOO JAPAN KONAMI	FUJITSU, ANA Mitsui Chemicals	Metal One NEC	HITACHI Systems Fuji Electric	Aflac, Benesse CAPCOM
Completion	Jan. 2007	Jan. 2003	Mar. 2002	Jan. 1999	Sep. 1974

	New York	London	Yokohama	Osaka	
					
Facility name	1251 Avenue of the Americas Building	5 Hanover Square	Yokohama Mitsui Building	Nakanoshima Mitsui Building	Yodoyabashi Mitsui Building
Location	N.Y. Midtown	London, West End	Yokohama, Kanagawa	Osaka, Osaka	Osaka, Osaka
Base floor space	3,827m ²	1,067m ²	1,848m ²	1,457m ²	1,804m ²
Rentable floor space	≈ 214,000m ²	≈ 6,000m ²	≈ 52,000m ²	≈ 71,000m ²	≈ 23,000m ²
Number of floors	54 floors above ground 4 basement floors	7 floors above ground 1 basement floors	30 floors above ground 2 basement floors	31 floors above ground 2 basement floors	16 floors above ground 3 basement floors
Main tenants	Bank of Tokyo-Mitsubishi UFJ Mizuho Bank	Asset Management Company, etc.	HITACHI FUJITSU Group	TORAY	TOHMATSU The Norinchukin Bank
Completion	1972	2012	Feb. 2012	Aug. 2002	Mar. 2008

Retail Facilities (Owned)

Regional Shopping Center

Project name	LaLaport TOKYO-BAY	ALPARK	LaLaport KOSHIEEN	LAZONA Kawasaki Plaza	Urban Dock LaLaport TOYOSU
Location	Funabashi, Chiba	Hiroshima, Hiroshima	Nishinomiya, Hyogo	Kawasaki, Kanagawa	Koto-ku, Tokyo
Store floor space	≈ 102,000m ²	≈ 90,000 m ²	≈ 59,000m ²	≈ 79,000m ²	≈ 62,000m ²
Number of stores	≈ 460	≈ 160	≈ 150	≈ 330	≈ 180
Open	Apr. 1981	April. 1990	Nov. 2004	Sep. 2006	Oct. 2006
Store sales (FY2013)	¥61.0 billion	¥17.3 billion	¥21.9 billion	¥76.1 billion	¥35.1 billion

Project name	LaLaport KASHIWANOHA	LaLaport YOKOHAMA	LaLaport SHIN-MISATO	DiverCity Tokyo Plaza
Location	Kashiwa, Chiba	Yokohama, Kanagawa	Misato, Saitama	Koto-ku, Tokyo
Store floor space	≈ 50,000m ²	≈ 93,000m ²	≈ 59,000m ²	≈ 45,000m ²
Number of stores	≈ 150	≈ 280	≈ 180	≈ 150
Open	Nov. 2006	Mar. 2007	Sep. 2009	Apr. 2012
Store sales (FY2013)	¥20.3 billion	¥48.9 billion	¥28.7 billion	¥26.5 billion



LaLaport TOKYO-BAY

LAZONA Kawasaki Plaza

LaLaport Kashiwanoha

LaLaport Shinmisato

DiverCity Tokyo Plaza

Life Style Park

Project name	LaLagardn Kawaguchi	LaLagarden Nagamachi
Location	Kawaguchi, Saitama	Sendai, Miyagi
Store floor space	≈ 27,000m ²	≈ 18,000m ²
Number of stores	≈ 90	≈ 90
Open	Nov. 2008	Oct. 2009
Store sales (FY2013)	¥10.9 billion	¥9.9 billion

Urban Facilities

Project name	COREDO Nihonbashi	Kojun Building DINING & STORES
Location	Chuo-ku, Tokyo	Chuo-ku, Tokyo
Store floor space	≈ 9,000m ²	≈ 9,000m ²
Number of stores	≈ 50	≈ 20
Open	Mar. 2004	Oct. 2004
Store sales (FY2013)	—	—

Retail Facilities (Owned)

MITSUI OUTLET PARK

Project name	MITSUI OUTLET PARK YOKOHAMA BAYSIDE	MITSUI OUTLET PARK MARINE PIA KOBE	MITSUI OUTLET PARK TAMA MINAMI-OSAWA	MITSUI OUTLET PARK MAKUHARI	MITSUI OUTLET PARK JAZZ DREAM NAGASHIMA
Location	Yokohama, Kanagawa	Kobe, Hyogo	Hachioji, Tokyo	Chiba, Chiba	Kuwana, Mie
Store floor space	≈ 15,000m ²	≈ 23,000m ²	≈ 21,000m ²	≈ 16,000m ²	≈ 39,000m ²
Number of stores	≈ 80	≈ 130	≈ 110	≈ 100	≈ 250
Open	Sep. 1998	Oct. 1999	Sep. 2000	Oct. 2000	Mar. 2002
Store sales (FY2013)	¥14.8 billion	¥19.6 billion	¥18.8 billion	¥18.3 billion	¥45.8 billion
Project name	MITSUI OUTLET PARK SENDAI PORT	MITSUI OUTLET PARK SAPPORO KITAHIROSHIMA	MITSUI OUTLET PARK SHIGA RYUO	MITSUI OUTLET PARK KURASHIKI	MITSUI OUTLET PARK KISARAZU
Location	Sendai, Miyagi	Kitahiroshima, Hokkaido	Gamo-gun, Shiga	Kurashiki, Okayama	Kisarazu, Chiba
Store floor space	≈ 20,000m ²	≈ 30,000m ²	≈ 37,000m ²	≈ 20,000m ²	≈ 37,000m ²
Number of stores	≈ 120	≈ 170	≈ 240	≈ 120	≈ 250
Open	Sep. 2008	April. 2010	Jul. 2010	Dec. 2011	Apr. 2012
Store sales (FY2013)	¥11.8 billion	¥18.5 billion	¥35.4 billion	¥14.1 billion	¥32.2 billion



MOP JAZZ DREAM NAGASHIMA



MOP SENDAI PORT



MOP SAPPORO KITAHIROSHIMA



MOP TAMA MINAMI-OSAWA



MOP SHIGA RYUO



MOP MAKUHARI




MOP KURASHIKI



MOP MARINE PIA KOBE








MOP YOKOHAMA BAYSIDE



MOP KISARAZU

Office Buildings - Retail Facilities (Managed)

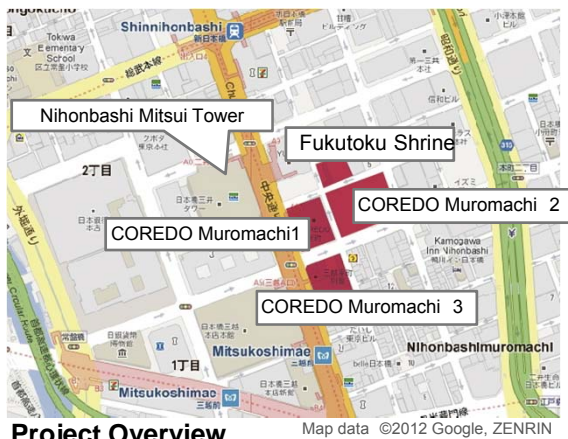
Office Building (Managed)					
	Minato-ku	Chiyoda-ku	Koto-ku		
					
Facility name	Akasaka Biz Tower	Garden Air Tower	Toyosu Center Building	Toyosu Center Building Annex	Toyosu ON Building
Location	Minato-ku, Tokyo	Chiyoda-ku, Tokyo	Koto-ku, Tokyo	Koto-ku, Tokyo	Koto-ku, Tokyo
Base floor space	2,823m ²	1,717m ²	1,461m ²	2,175m ²	1,991m ²
Rentable floor space	≈ 99,000m ²	≈ 56,000m ²	≈ 66,000m ²	≈ 68,000m ²	≈ 62,000m ²
Number of floors	39 floors above ground 3 basement floors	35 floors above ground 2 basement floors	37 floors above ground 2 basement floors	33 floors above ground 2 basement floors	30 floors above ground 3 basement floors
Main tenants	HAKUHODO DY INPEX	KDDI	NTT Data	NTT Data	Nihon Unisys
Completion	Jan. 2008	Jan. 2003	Oct. 1992	Aug. 2006	Jul. 1992

Retail Facilities (Managed)				
	Regional Shopping Center	MITSUI OUTLET PARK		Life Style Park
				
Project name	LaLaport IWATA	MITSUI OUTLET PARK OSAKA TSURUMI	MITSUI OUTLET PARK IRUMA	LaLagargen KASUKABE
Location	Iwata, Shizuoka	Tsurumi, Osaka	Iruma, Saitama	Kasukabe, Saitama
Store floor space	≈ 50,000m ²	≈ 9,000m ²	≈ 32,000m ²	≈ 23,000m ²
Number of stores	≈ 180	≈ 70	≈ 210	≈ 90
Open	Jun. 2009	Mar. 1995	Apr. 2008	Nov. 2007
Store sales (FY2013)	¥23.1 billion	¥7.4 billion	¥34.5 billion	¥9.7 billion

New Projects

Details of project may change in the future. Some project names are tentative.

Nihonbashi Muromachi East District Development Projects


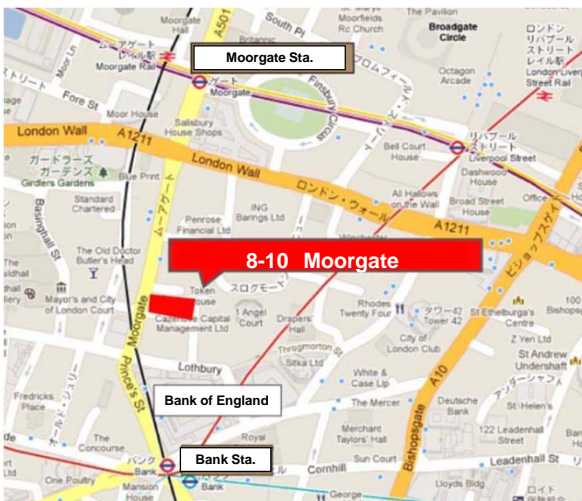


Project Overview

Map data ©2012 Google, ZENRIN

	Muromachi Higashi Mitsui Building (COREDO Muromachi 1)	Muromachi Chibagin Mitsui Building (COREDO Muromachi3) * Block 1-5	Muromachi Furukawa Mitsui Building (COREDO Muromachi2) * Block 2-3	Fukutoku Shrine *Block 2-5
Location	Chuo-ku, Tokyo			
Main use	Office, retail, multi-purpose hall	Office, retail	Office, retail, residence, cultural facilities	Shrine, retail
Site area	2,500m ²	1,900m ²	3,700m ²	530m ²
Rentable floor space	Office 14,000m ² Retail etc. 7,200m ²	Office 9,300m ² Retail etc. 5,000m ²	Office 19,600m ² Retail etc. 13,800m ²	-
Share	100%	Jointly owned	Jointly owned	100%
Start of construction	Mar. 2009	Aug. 2012	Nov. 2011	Mar. 2014
Completion	Oct. 2010	Feb. 2014	Feb. 2014	Oct. 2014

8-10 Moorgate



Project Overview

Mapdate ©2011 Google,

Location	8-10 Moorgate, City of London
Main use	Office, residence, retail
Site area	2,000m ²
Rentable floor space	12,500m ²
Share	100%
Start of construction	Jul.2012
Completion	May 2014

GATE SQUARE (Kashiwanoha Campus Block 148)



Project Overview

Location	Kashiwa, Chiba
Main use	Office, retail, hotel, residence
Site area	16,800m ² *
Rentable floor space	Office 8,000m ² Retail 7,500m ²
Share	100%
Start of construction	Apr. 2011
Completion	Apr.2014

* : Except for hotel/residence

Sapporo Mitsui JP Building (Akarenga TERRACE)



Project Overview

Location	Sapporo, Hokkaido
Main use	Office, retail
Site area	5,500m ²
Rentable floor space	Office 25,400m ² Retail 8,500m ²
Share	Jointly owned
Start of construction	Apr. 2012
Completion	Aug.2014

1200 17th Street



Map data ©2012 Google



Project Overview

Location	1200 17 th Street NW, Washington D.C.
Main use	Office, retail
Site area	1,600m ²
Rentable floor space	15,600m ²
Share	Jointly owned
Start of construction	Mar. 2013
Completion	Sep. 2014

Iidabashi Grand Bloom (IIDABASHI SAKURA TERRACE)



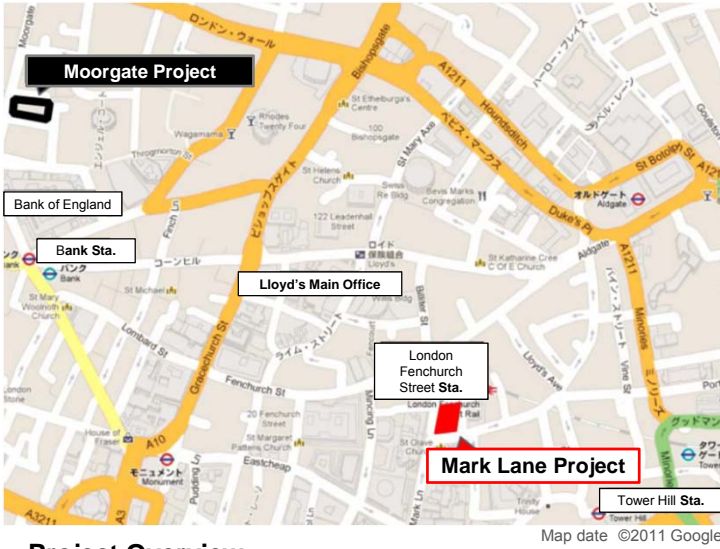
Map data ©2012 Google, ZENRIN

Project Overview

Location	Chiyoda-ku, Tokyo
Main use	Office, retail
Site area	11,100m ²
Rentable floor space	Office 71,300m ² Retail 4,900m ²
Share	Jointly owned
Start of construction	Apr. 2011
Completion	Jun. 2014 Oct. 2014 (Grand opening)



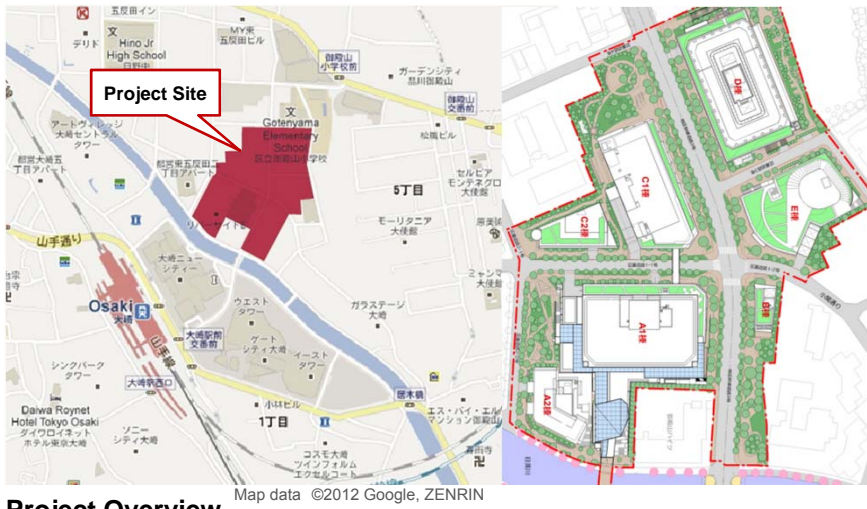
Mark Lane Project



Project Overview

Location	70 Mark Lane, City of London
Main use	Office, retail
Site area	1,700m ²
Rentable floor space	16,400m ²
Share	100%
Start of construction	Jan. 2013
Completion	Dec. 2014

Kita-Shinagawa 5-Chome Block 1 Redevelopment Project



Project Overview

Location	OSAKI BRIGHT TOWER A1	Park City OSAKI The Residence A2	B	OSAKI BRIGHT CORE C1	C2	Park City OSAKI The Tower D	OSAKI BRIGHT PLAZA E
	Shinagawa-ku, Tokyo						
Main use	Office, retail	Residence	Culture facilities	Office, retail culture facilities	Culture facilities	Residence, retail day-care center	Retail
Site area	7,800m ²	2,200m ²	700m ²	5,800m ²	1,700m ²	6,400m ²	3,700m ²
Total floor space	92,000m ²	12,400m ²	400m ²	44,800 m ²	3,200m ²	93,000m ²	4,200m ²
Share	Jointly owned						
Start of construction	Apr. 2012						
Completion	May. 2015						

270 Brannan Project



Map date ©2013 Google, Sanborn



Project Overview

Location	270 Brannan Street, San Francisco
Main use	Office
Site area	3,500m ²
Rentable floor space	16,800m ²
Share	Jointly owned
Start of construction	Aug. 2014
Completion	Aug. 2015



Hibiya Project



Map data ©2012 Google, ZENRIN

Project Overview

Location	Chiyoda-ku, Tokyo
Main use	Office, retail, culture facilities
Site area	10,700m ²
Rentable floor space	TBD *
Share	100%
Start of construction	FY2014
Completion	FY2017

*: Total floor space : approx. 189,800 m²



Nihonbashi 2-Chome Redevelopment Project (Block C)



Map data ©2012 Google, ZENRIN

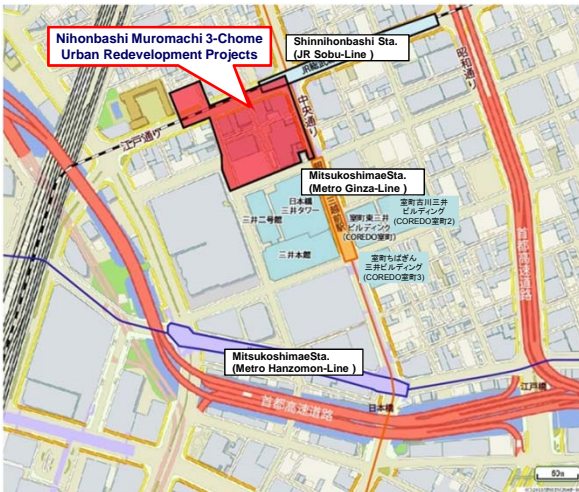
Project Overview

Location	Chuo-ku, Tokyo
Main use	Office, retail
Site area	6,000m ²
Rentable floor space	TBD *
Share	Jointly owned
Start of construction	2014
Completion	Jun. 2018

* : Total floor space : approx. 143,400 m²



Nihonbashi Muromachi 3-Chome Urban Redevelopment Project



Map data ©2012 Google, ZENRIN

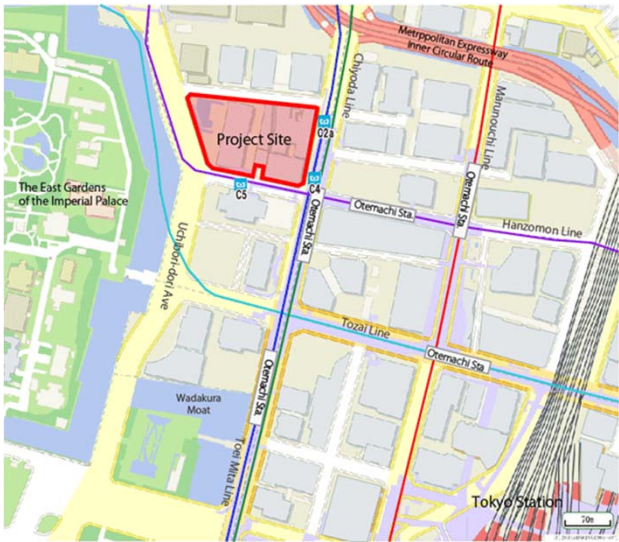
Project Overview

	A	B
Location	Chuo-ku, Tokyo	
Main use	Office, retail	Public facility
Site area	11,500m ²	1,400m ²
Rentable floor space	TBD *	
Share	Jointly owned	
Start of construction	Nov. 2015	
Completion	Mar. 2019	

* : Total floor space : approx. 169,000 m²

coming soon

OH-1 Project (Otemachi 1-Chome Block 2)



Map data ©2013 Google, ZENRIN

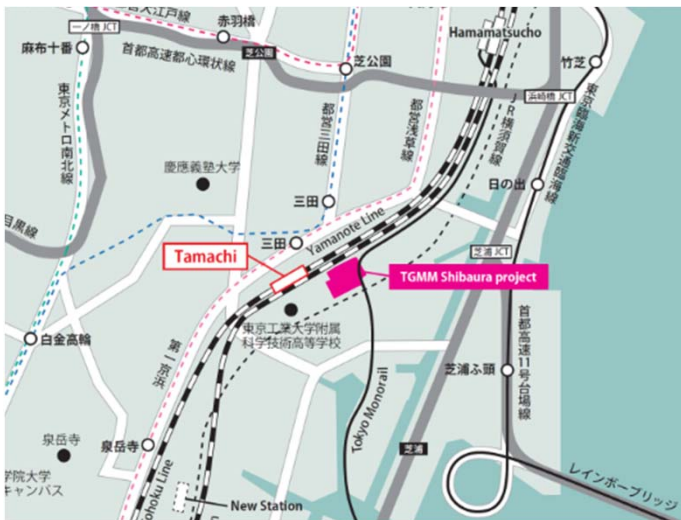
Project Overview

Location	Chiyoda-ku, Tokyo
Main use	Office, Hotel, Hall
Site area	20,800m ²
Rentable floor space	TBD
Share	Jointly owned
Start of construction	2016
Completion	2019

*: Total floor space : approx. 352,000 m²

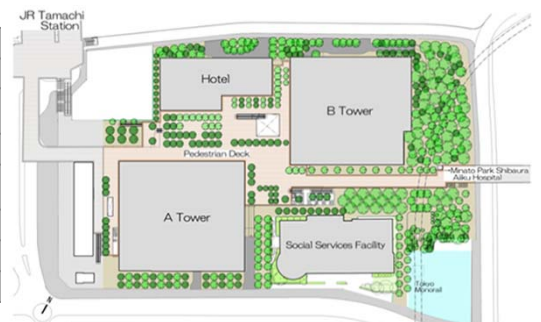


TGMM Shibaura Project


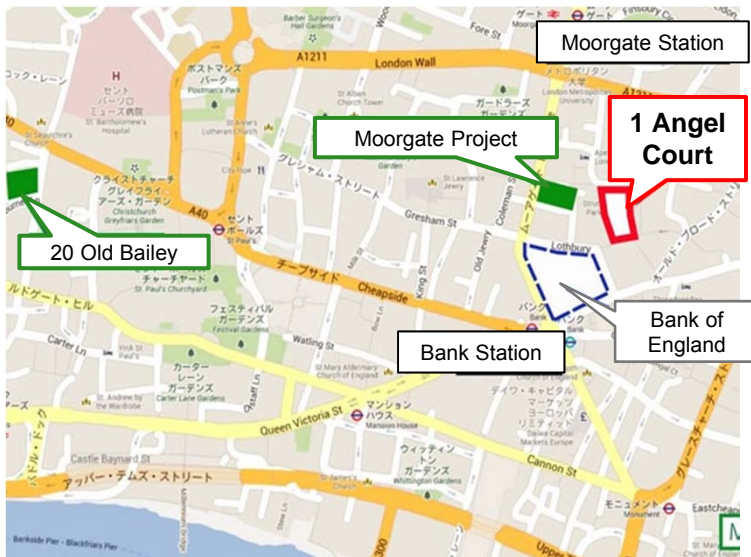


Project Overview

Location	A Tower	B Tower	Hotel	Social Services Facility
	Minato-ku, Tokyo			
Main use	Office, retail	Office, retail	Hotel	Child-care Support Facility
Site area	28,000m ²			
Total floor space	135,000m ²	145,000m ²	11,000m ²	6,800 m ²
Share	Jointly owned			
Start of construction	FY2015			
Completion	Overall completion : FY2019			



1 Angel Court Project



Project Overview

Location	1 Angel Court, City of London
Main use	Office, retail
Site area	3,900m ²
Rentable floor space	27,500m ²
Share	100%
Start of construction	FY2014
Completion	TBD

Map data ©2013 Google,

Toyosu 2-, 3-Chome Block 2 Project



Map data ©2012 Google, ZENRIN

Project Overview

Location	Koto-ku, Tokyo
Main use	Office, retail
Site area	27,800m ²
Rentable floor space	TBD *
Share	Jointly owned
Start of construction	TBD
Completion	TBD

*: Total floor space for office/retail building: approx. 243,200 m²

coming soon

LoveLa2

Retail Facilities

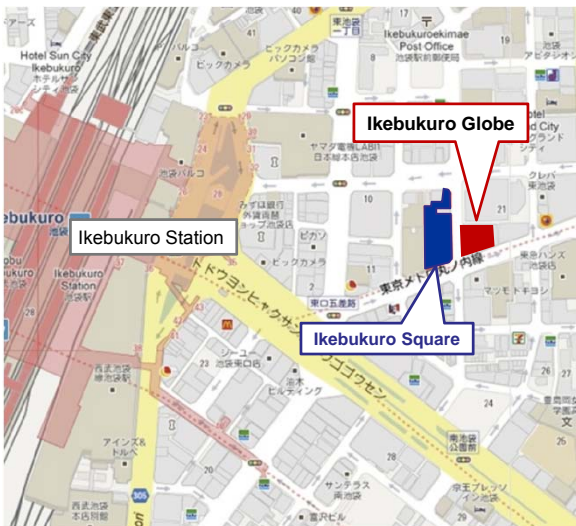


Project Overview

Location	Niigata, Niigata
Main use	Retail
Site area	6,000 m ²
Store floor space	11,200m ²
Share	100%
Start of construction	Jun.2012
Open	Nov.2013

Ikebukuro Globe

Retail Facilities



Project Overview

Location	Toshima-ku, Tokyo
Main use	Retail
Site area	900m ²
Store floor space	Retail 4,400m ²
Share	100%
Start of construction	Aug. 2012
Open	Feb. 2014

LaLaTerrace MUSASHIKOSUGI

Retail Facilities



Map data ©2014 Google, ZENRIN

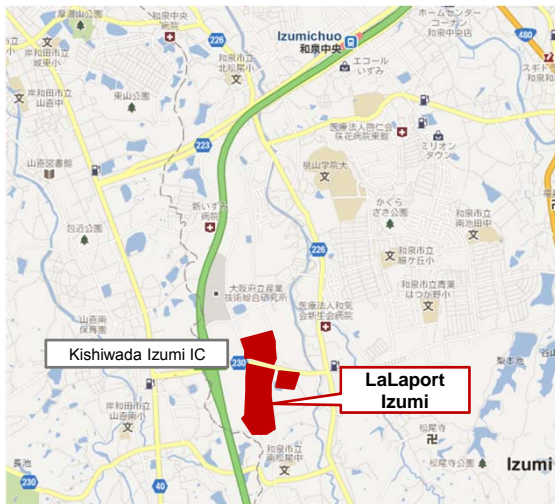


Project Overview

Location	Kawasaki, Kanagawa
Main use	Retail
Site area	4,100㎡
Store floor space	8,100㎡
Share	Jointly owned
Start of construction	Jul.2011
Open	Apr.2014

LaLaport Izumi

Retail Facilities



Map data ©2013 Google, ZENRIN



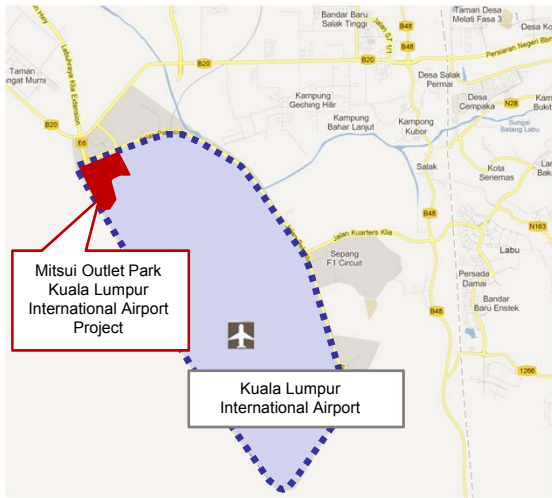
Project Overview

Location	Izumi, Osaka
Main use	Retail
Site area	114,000㎡
Store floor space	55,000㎡
Share	100%
Start of construction	Jul. 2013
Open	Oct. 2014



Mitsui Outlet Park Kuala Lumpur International Airport (KLIA)

Retail Facilities



Project Overview

Map data ©2013 Google, Map IT, Tele Atlas

	First-Phase Plan Outline	Eventual Overall Plan Outline
Location	On a premise of Kuala Lumpur International Airport in Malaysia	
Main use	Retail	
Site area	180,000m ²	
Store floor space	25,000m ²	46,300m ²
Share	Jointly owned	
Start of construction	Apr.2014	TBD
Open	Spring 2015	TBD



LaLaport Fujimi

Retail Facilities



Map data ©2013 Google, ZENRIN

Project Overview

Location	Fujimi, Saitama
Main use	Retail
Site area	152,000m ²
Store floor space	80,000m ²
Share	100%
Start of construction	Oct. 2013
Open	Spring 2015



Kashimada Project

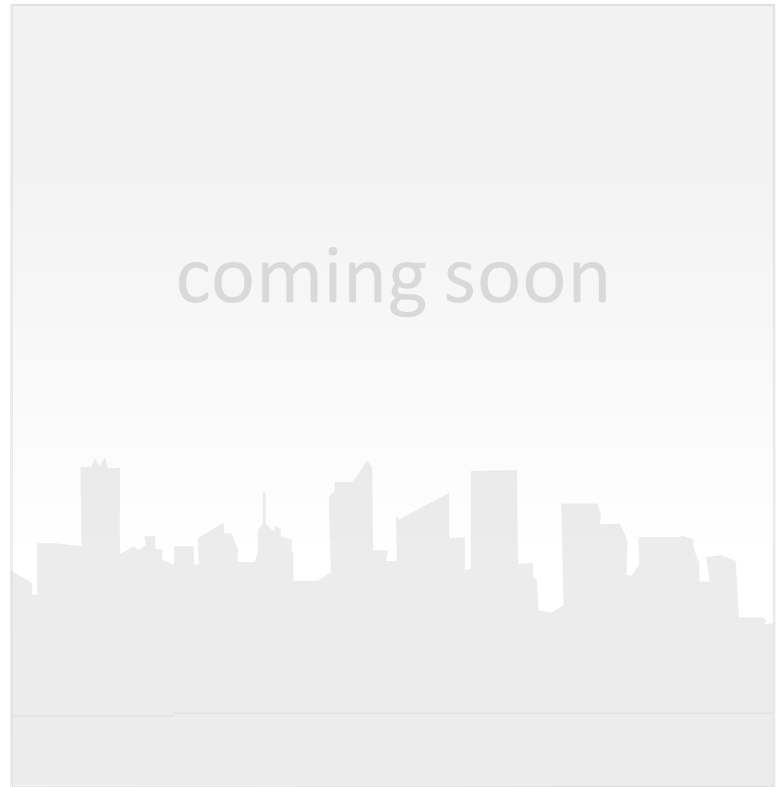
Retail Facilities



Map data ©2014 Google, ZENRIN

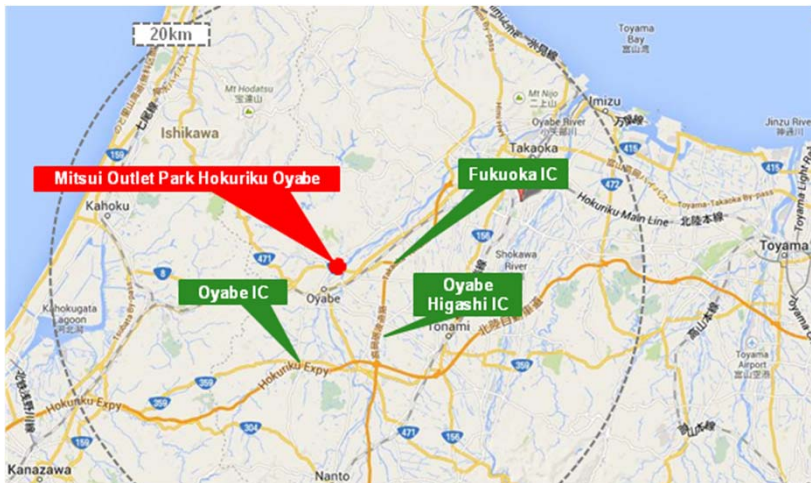
Project Overview

Location	Kawasaki, Kanagawa
Main use	Retail
Site area	5,800m ²
Store floor space	10,800m ²
Share	100%
Start of construction	Mar. 2013
Open	Spring 2015



Mitsui Outlet Park Hokuriku Oyabe

Retail Facilities



Map data ©2013 Google, ZENRIN



Project Overview

Location	Oyabe, Toyama
Main use	Retail
Site area	130,000m ²
Store floor space	26,000m ²
Share	100%
Start of construction	Jul. 2014
Open	Jul. 2015



LaLaport Ebina

Retail Facilities



Map data ©2014 Google, ZENRIN

Project Overview

Location	Ebina, Kanagawa
Main use	Retail
Site area	33,000m ²
Store floor space	54,000m ²
Share	100%
Start of construction	Jun. 2014
Open	Autumn 2015



Osaka Expoland Site Plan

Retail Facilities



Map data ©2013 Google, ZENRIN

Project Overview

Location	Suita, Osaka
Main use	Retail, entertainment
Site area	172,000m ²
Store floor space	88,000m ²
Share	100%
Start of construction	Jul. 2014
Open	Autumn 2015



Linkou Enterprise Zone Project (Taiwan, Outlet Project)

Retail Facilities



Map Data ©2013 Google, Kingway



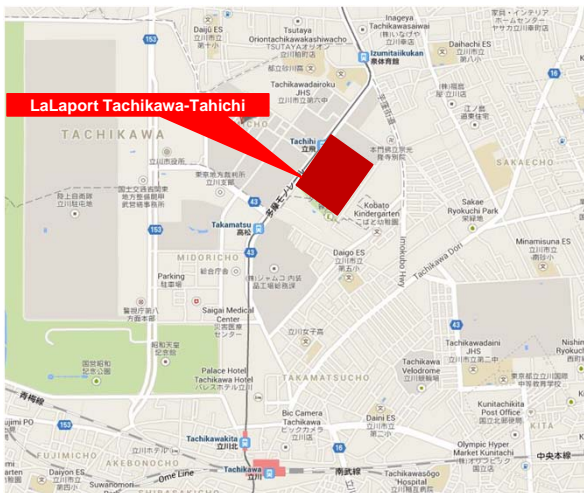
Project Overview

Location	New Taipei City, Republic of China
Main use	Retail
Site area	67,300m ²
Store floor space	45,000m ²
Share	Jointly owned
Start of construction	Apr. 2014
Open	the late 2015



LaLaport Tachikawa-Tachihi

Retail Facilities (Managed)



Map Data ©2014 Google, ZENRIN

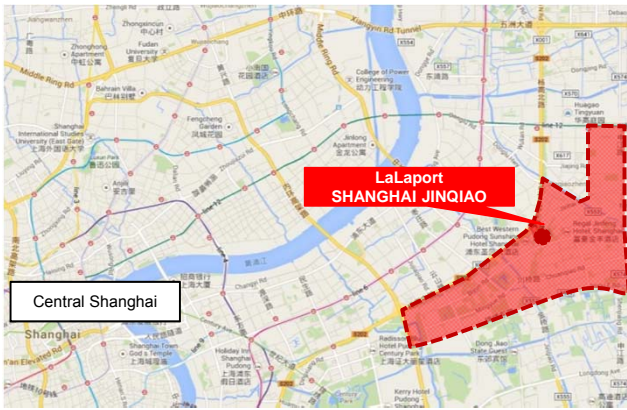


Project Overview

Location	Tachikawa, Tokyo
Main use	Retail
Site area	94,000m ²
Store floor space	60,000m ²
Start of construction	Sep.2014
Open	Autumn 2015

LaLaport SHANGHAI JINQIAO

Retail Facilities (Managed)



Project Overview

Location	Pudong Jinqiao ,Shanghai
Main use	Retail
Site area	42,800m ²
Store floor space	74,000m ²
Start of construction	TBD
Open	2017