

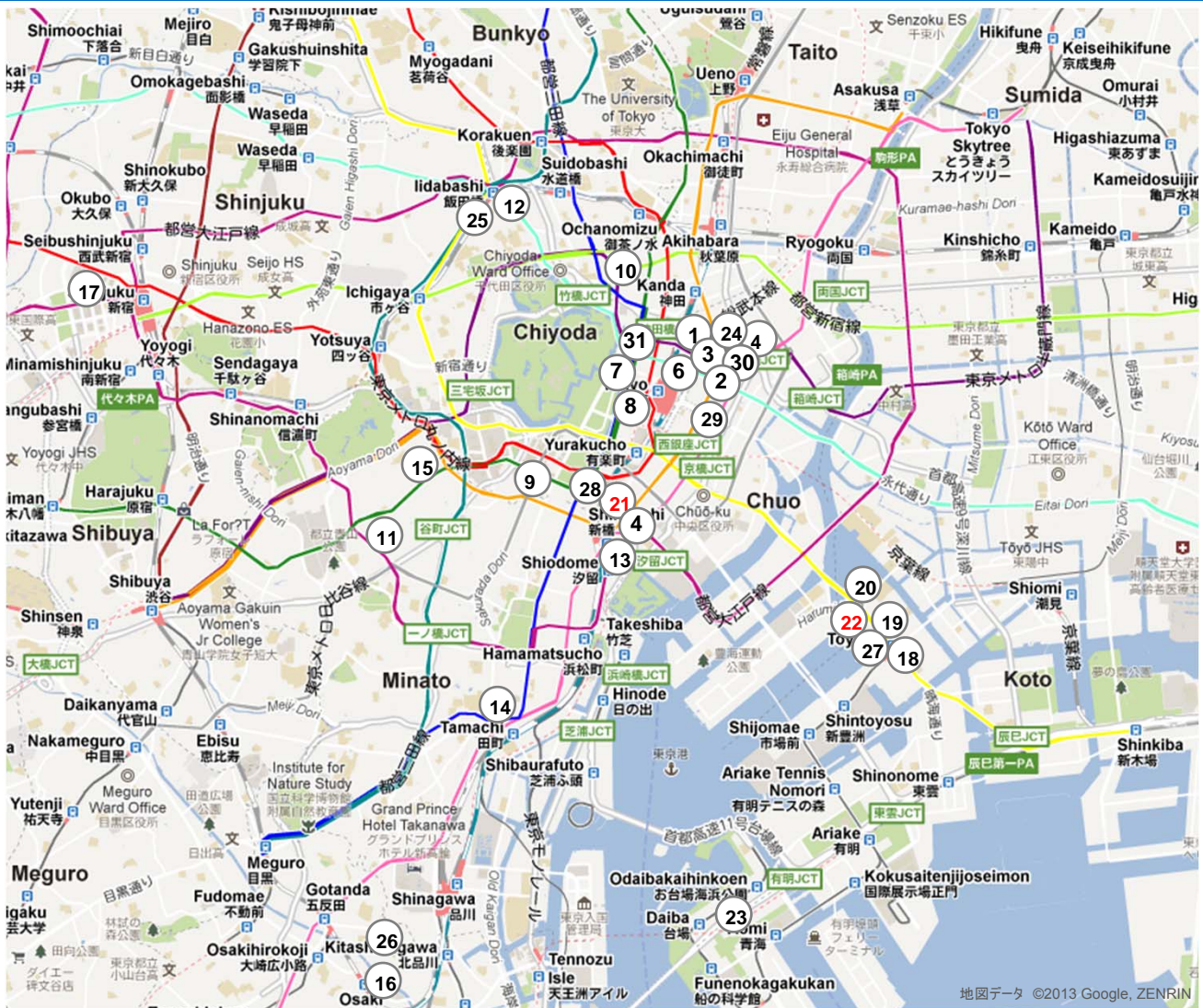
# Major Projects

May 2014



[www.mitsuifudosan.co.jp/english](http://www.mitsuifudosan.co.jp/english)

# Project Map (Central Tokyo)



## Existing Projects

1. Nihonbashi Mitsui Tower
2. Nihonbashi 1-Chome Building  
**(COREDO Nihonbashi)**
3. Muromachi-Higashi Mitsui Building  
**(COREDO Muromachi)**
4. Nihonbashi Astellas Mitsui Building
5. Ginza Mitsui Building
6. GranTokyo North Tower
7. Sumitomo Mitsui Banking Corporation Head Office Building
8. Marunouchi Mitsui Building
9. Kasumigaseki Building
10. Jinbo-cho Mitsui Building

11. Tokyo Midtown
12. Garden Air Tower
13. Shiodome City Center
14. Celestine Shiba Mitsui Building
15. Akasaka Biz Tower
16. Gate City Osaki
17. Shinjuku Mitsui Building
18. Toyosu Center Building
19. Toyosu Center Building Annex
20. Toyosu ON Building
- 21. Kojun Building**
- 22. Urban Dock LaLaport TOYOSU**
23. DiverCity Tokyo











## New Projects

24. Nihonbashi Muromachi East District Development Projects
25. Iidabashi Grand Bloom
26. Kita-Shinagawa 5-Chome Block 1 Redevelopment Project
27. Toyosu 2-, 3-Chome Block 2 Project
28. Hibiya Project
29. Nihonbashi 2-Chome Redevelopment Project (Block C)
30. Nihonbashi Muromachi 3-Chome Urban Redevelopment Project
31. OH-1 Project (Otemachi 1-Chome Block 2)

Black: Office Buildings    Red: Retail Facilities

## **Existing Projects**






## Office Buildings (Owned)

Chuo-ku					
					
Facility name	Nihonbashi Mitsui Tower	Nihonbashi 1-Chome Building	Ginza Mitsui Building	Nihonbashi Astellas Mitsui Building	Muromachi Higashi Mitsui Building
Location	Chuo-ku, Tokyo	Chuo-ku, Tokyo	Chuo-ku, Tokyo	Chuo-ku, Tokyo	Chuo-ku, Tokyo
Base floor space	2,134m <sup>2</sup>	2,995m <sup>2</sup>	1,520m <sup>2</sup>	1,022m <sup>2</sup>	1,179m <sup>2</sup>
Rentable floor space	≈ 51,000m <sup>2</sup>	≈ 51,000m <sup>2</sup>	≈ 50,000m <sup>2</sup> *	≈ 27,000m <sup>2</sup> *	≈ 14,000m <sup>2</sup>
Number of floors	39 floors above ground 4 basement floors	20 floors above ground 4 basement floors	25 floors above ground 2 basement floors	17 floors above ground 2 basement floors	22 floors above ground 4 basement floors
Main tenants	TORAY CHUGAI PHARMA	Merrill Lynch Marubeni-Itochu Steel	RICOH	Astellas	OKASAN Securities Kanto Chemical
Completion	Jul. 2005	Jan. 2004	Sep. 2005	Jan. 2013	Oct. 2010
Chiyoda-ku					
					
Facility name	Sumitomo Mitsui Banking Corporation Head Office Building	GranTokyo North Tower	Kasumigaseki Building	Jinbo-cho Mitsui Building	Marunouchi Mitsui Building
Location	Chiyoda-ku, Tokyo	Chiyoda-ku, Tokyo	Chiyoda-ku, Tokyo	Chiyoda-ku, Tokyo	Chiyoda-ku, Tokyo
Base floor space	2,249m <sup>2</sup>	2,677m <sup>2</sup>	2,636m <sup>2</sup>	2,352m <sup>2</sup>	1,178m <sup>2</sup>
Rentable floor space	≈ 80,000m <sup>2</sup> *	≈ 66,000m <sup>2</sup>	≈ 87,000m <sup>2</sup>	≈ 52,000m <sup>2</sup>	≈ 13,000m <sup>2</sup>
Number of floors	23 floors above ground 4 basement floors	43 floors above ground 4 basement floors	36 floors above ground 3 basement floors	23 floors above ground 3 basement floors	11 floors above ground 2 basement floors
Main tenants	SMBC	DAIWA Securities BNP PARIBAS	CTC EYBusiness Initiative	Asahi KASEI Internet Initiative Japan	CITY-YUWA PARTNERS Aisei Pharmacy
Completion	Jul. 2010	Oct. 2007	Apr. 1968	Mar. 2003	Feb. 1981

\* Total floor space

## Office Buildings (Owned)

	Minato-ku			Shinagawa-ku	Shinjuku-ku
					
Facility name	Tokyo Midtown	Shiodome City Center	Celestine Shiba Mitsui Building	Gate City Osaki	Shinjuku Mitsui Building
Location	Minato-ku, Tokyo	Minato-ku, Tokyo	Minato-ku, Tokyo	Shinagawa-ku, Tokyo	Shinjuku-ku, Tokyo
Base floor space	3,326m <sup>2</sup>	2,787m <sup>2</sup>	2,494m <sup>2</sup>	4,088m <sup>2</sup>	1,679m <sup>2</sup>
Rentable floor space	≈ 123,000m <sup>2</sup>	≈ 106,000m <sup>2</sup>	≈ 28,000m <sup>2</sup>	≈ 155,000m <sup>2</sup>	≈ 103,000m <sup>2</sup>
Number of floors	54 floors above ground 5 basement floors	43 floors above ground 4 basement floors	17 floors above ground 2 basement floors	24 floors above ground 4 basement floors	55 floors above ground 3 basement floors
Main tenants	YAHOO JAPAN KONAMI	FUJITSU, ANA Mitsui Chemicals	Metal One NEC	HITACHI Systems Fuji Electric	Aflac, Benesse CAPCOM
Completion	Jan. 2007	Jan. 2003	Mar. 2002	Jan. 1999	Sep. 1974

	New York	London	Yokohama	Osaka	
					
Facility name	1251 Avenue of the Americas Building	5 Hanover Square	Yokohama Mitsui Building	Nakanoshima Mitsui Building	Yodoyabashi Mitsui Building
Location	N.Y. Midtown	London, West End	Yokohama, Kanagawa	Osaka, Osaka	Osaka, Osaka
Base floor space	3,827m <sup>2</sup>	1,067m <sup>2</sup>	1,848m <sup>2</sup>	1,457m <sup>2</sup>	1,804m <sup>2</sup>
Rentable floor space	≈ 214,000m <sup>2</sup>	≈ 6,000m <sup>2</sup>	≈ 52,000m <sup>2</sup>	≈ 71,000m <sup>2</sup>	≈ 23,000m <sup>2</sup>
Number of floors	54 floors above ground 4 basement floors	7 floors above ground 1 basement floors	30 floors above ground 2 basement floors	31 floors above ground 2 basement floors	16 floors above ground 3 basement floors
Main tenants	Bank of Tokyo-Mitsubishi UFJ Mizuho Bank	Asset Management Company, etc.	HITACHI FUJITSU Group	TORAY	TOHMATSU The Norinchukin Bank
Completion	1972	2012	Feb. 2012	Aug. 2002	Mar. 2008

## Retail Facilities (Owned)

### Regional Shopping Center

Project name	<b>LaLaport TOKYO-BAY</b>	<b>ALPARK</b>	<b>LaLaport KOSHIEEN</b>	<b>LAZONA Kawasaki Plaza</b>	<b>Urban Dock LaLaport TOYOSU</b>
Location	Funabashi, Chiba	Hiroshima, Hiroshima	Nishinomiya, Hyogo	Kawasaki, Kanagawa	Koto-ku, Tokyo
Store floor space	≈ 104,000m <sup>2</sup>	≈ 90,200 m <sup>2</sup>	≈ 59,000m <sup>2</sup>	≈ 79,000m <sup>2</sup>	≈ 62,000m <sup>2</sup>
Number of stores	≈ 450	≈ 160	≈ 150	≈ 310	≈ 180
Open	Apr. 1981	April. 1990	Nov. 2004	Sep. 2006	Oct. 2006
Store sales (FY2013)	¥61.0 billion	¥17.3 billion	¥21.9 billion	¥76.1 billion	¥35.1 billion

Project name	<b>LaLaport KASHIWANOHA</b>	<b>LaLaport YOKOHAMA</b>	<b>LaLaport SHIN-MISATO</b>	<b>DiverCity Tokyo Plaza</b>
Location	Kashiwa, Chiba	Yokohama, Kanagawa	Misato, Saitama	Koto-ku, Tokyo
Store floor space	≈ 42,000m <sup>2</sup>	≈ 93,000m <sup>2</sup>	≈ 59,000m <sup>2</sup>	≈ 45,000m <sup>2</sup>
Number of stores	≈ 150	≈ 280	≈ 180	≈ 150
Open	Nov. 2006	Mar. 2007	Sep. 2009	Apr. 2012
Store sales (FY2013)	¥20.3 billion	¥48.9 billion	¥28.7 billion	¥26.5 billion



LaLaport TOKYO-BAY

LAZONA Kawasaki Plaza

LaLaport Kashiwanoha

LaLaport Shinmisato

DiverCity Tokyo Plaza

### Life Style Park

Project name	<b>LaLagardrn Kawaguchi</b>	<b>LaLagarden Nagamachi</b>
Location	Kawaguchi, Saitama	Sendai, Miyagi
Store floor space	≈ 27,000m <sup>2</sup>	≈ 18,000m <sup>2</sup>
Number of stores	≈ 90	≈ 90
Open	Nov. 2008	Oct. 2009
Store sales (FY2013)	¥10.9 billion	¥9.9 billion

### Urban Facilities

Project name	<b>COREDO Nihonbashi</b>	<b>Kojun Building DINING &amp; STORES</b>
Location	Chuo-ku, Tokyo	Chuo-ku, Tokyo
Store floor space	≈ 9,000m <sup>2</sup>	≈ 9,000m <sup>2</sup>
Number of stores	≈ 50	≈ 20
Open	Mar. 2004	Oct. 2004
Store sales (FY2013)	—	—

# Retail Facilities (Owned)

## MITSUI OUTLET PARK

Project name	MITSUI OUTLET PARK YOKOHAMA BAYSIDE	MITSUI OUTLET PARK MARINE PIA KOBE	MITSUI OUTLET PARK TAMA MINAMI-OSAWA	MITSUI OUTLET PARK MAKUHARI	MITSUI OUTLET PARK JAZZ DREAM NAGASHIMA
Location	Yokohama, Kanagawa	Kobe, Hyogo	Hachioji, Tokyo	Chiba, Chiba	Kuwana, Mie
Store floor space	≈ 15,000m <sup>2</sup>	≈ 23,000m <sup>2</sup>	≈ 21,000m <sup>2</sup>	≈ 16,000m <sup>2</sup>	≈ 39,000m <sup>2</sup>
Number of stores	≈ 80	≈ 130	≈ 110	≈ 100	≈ 250
Open	Sep. 1998	Oct. 1999	Sep. 2000	Oct. 2000	Mar. 2002
Store sales (FY2013)	¥14.8 billion	¥19.6 billion	¥18.8 billion	¥18.3 billion	¥45.8 billion
Project name	MITSUI OUTLET PARK SENDAI PORT	MITSUI OUTLET PARK SAPPORO KITAHIROSHIMA	MITSUI OUTLET PARK SHIGA RYUO	MITSUI OUTLET PARK KURASHIKI	MITSUI OUTLET PARK KISARAZU
Location	Sendai, Miyagi	Kitahiroshima, Hokkaido	Gamo, Shiga	Kurashiki, Okayama	Kisarazu, Chiba
Store floor space	≈ 20,000m <sup>2</sup>	≈ 23,000m <sup>2</sup>	≈ 37,000m <sup>2</sup>	≈ 20,000m <sup>2</sup>	≈ 28,000m <sup>2</sup>
Number of stores	≈ 120	≈ 130	≈ 240	≈ 120	≈ 170
Open	Sep. 2008	April. 2010	Jul. 2010	Dec. 2011	Apr. 2012
Store sales (FY2013)	¥11.8 billion	¥18.5 billion	¥35.4 billion	¥14.1 billion	¥32.2 billion



MOP JAZZ DREAM NAGASHIMA



MOP SENDAI PORT



MOP SAPPORO KITAHIROSHIMA



MOP TAMA MINAMI-OSAWA



MOP SHIGA RYUO



MOP MAKUHARI




MOP KURASHIKI



MOP MARINE PIA KOBE








MOP YOKOHAMA BAYSIDE



MOP KISARAZU

## Office Buildings - Retail Facilities (Managed)

Office Building (Managed)					
	Minato-ku	Chiyoda-ku	Koto-ku		
					
Facility name	Akasaka Biz Tower	Garden Air Tower	Toyosu Center Building	Toyosu Center Building Annex	Toyosu ON Building
Location	Minato-ku, Tokyo	Chiyoda-ku, Tokyo	Koto-ku, Tokyo	Koto-ku, Tokyo	Koto-ku, Tokyo
Base floor space	2,823m <sup>2</sup>	1,717m <sup>2</sup>	1,461m <sup>2</sup>	2,175m <sup>2</sup>	1,991m <sup>2</sup>
Rentable floor space	≈ 99,000m <sup>2</sup>	≈ 56,000m <sup>2</sup>	≈ 66,000m <sup>2</sup>	≈ 68,000m <sup>2</sup>	≈ 62,000m <sup>2</sup>
Number of floors	39 floors above ground 3 basement floors	35 floors above ground 2 basement floors	37 floors above ground 2 basement floors	33 floors above ground 2 basement floors	30 floors above ground 3 basement floors
Main tenants	HAKUHODO DY INPEX	KDDI	NTT Data	NTT Data	Nihon Unisys
Completion	Jan. 2008	Jan. 2003	Oct. 1992	Aug. 2006	Jul. 1992

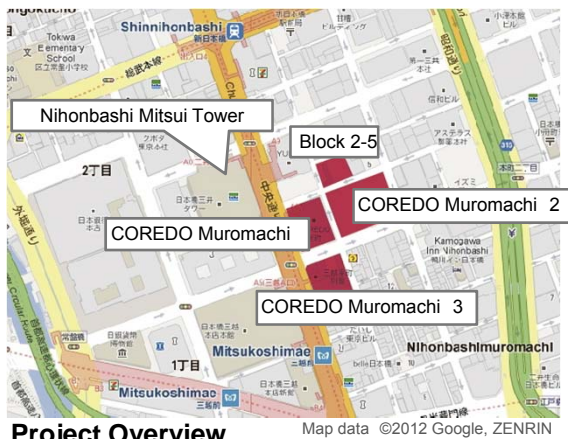
Retail Facilities (Managed)				
	Regional Shopping Center	MITSUI OUTLET PARK		Life Style Park
				
Project name	LaLaport IWATA	MITSUI OUTLET PARK OSAKA TSURUMI	MITSUI OUTLET PARK IRUMA	LaLagargen KASUKABE
Location	Iwata, Shizuoka	Tsurumi, Osaka	Iruma, Saitama	Kasukabe, Saitama
Store floor space	≈ 50,000m <sup>2</sup>	≈ 9,000m <sup>2</sup>	≈ 32,000m <sup>2</sup>	≈ 23,000m <sup>2</sup>
Number of stores	≈ 180	≈ 70	≈ 210	≈ 90
Open	Jun. 2009	Mar. 1995	Apr. 2008	Nov. 2007
Store sales (FY2013)	¥23.1 billion	¥7.4 billion	¥34.5 billion	¥9.7 billion



## **New Projects**

Details of project may change in the future. Some project names are tentative.


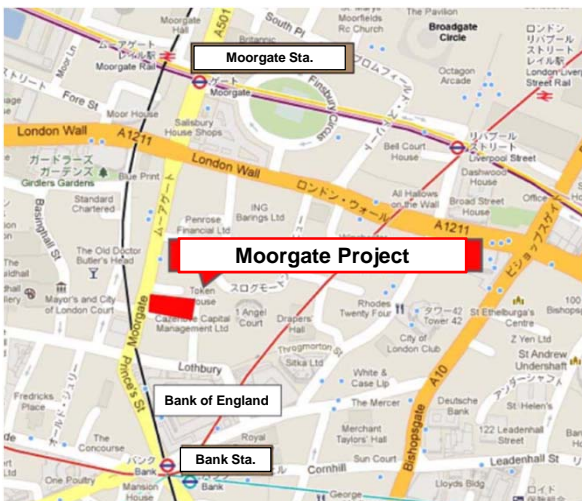
# Nihonbashi Muromachi East District Development Projects



## Project Overview

	Muromachi-Higashi Mitsui Building (COREDO Muromachi )	Muromachi-Chibagin Mitsui Building (COREDO Muromachi3) * Block 1-5	Muromachi-Furukawa Mitsui Building (COREDO Muromachi2) * Block 2-3	Block 2-5 (Fukutoku Shrine)
Location	Chuo-ku, Tokyo			
Main use	Office, retail, multi-purpose hall	Office, retail	Office, retail, residence, cultural facilities	Shrine, retail
Site area	2,500m <sup>2</sup>	1,900m <sup>2</sup>	3,700m <sup>2</sup>	530m <sup>2</sup>
Rentable floor space	Office 14,000m <sup>2</sup> Retail etc. 7,200m <sup>2</sup>	Office 9,300m <sup>2</sup> Retail etc. 5,000m <sup>2</sup>	Office 19,600m <sup>2</sup> Retail etc. 13,800m <sup>2</sup>	Retail etc. 150m <sup>2</sup>
Share	100%	Jointly owned	Jointly owned	100%
Start of construction	Mar. 2009	Aug. 2012	Nov. 2011	Mar. 2014
Completion	Oct. 2010	Feb. 2014	Feb. 2014	Oct. 2014

# Moorgate Project



## Project Overview

Mapdate ©2011 Google.

Location	8-10 Moorgate, City of London
Main use	Office, residence, retail
Site area	2,000m <sup>2</sup>
Rentable floor space	12,500m <sup>2</sup>
Share	100%
Start of construction	Jul.2012
Completion	Spring.2014

# GATE SQUARE (Kashiwanoha Campus Block 148)



## Project Overview

Location	Kashiwa, Chiba
Main use	Office, retail, hotel, residence
Site area	16,800m <sup>2</sup> *
Rentable floor space	Office 8,000m <sup>2</sup> Retail 7,500m <sup>2</sup>
Share	100%
Start of construction	Apr. 2011
Completion	Apr.2014

\* : Except for hotel/residence

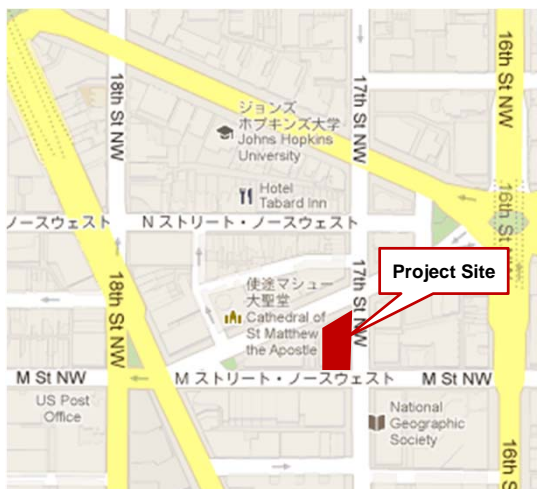
# Sapporo Mitsui JP Building (Akarenga TERRACE)



## Project Overview

Location	Sapporo, Hokkaido
Main use	Office, retail
Site area	5,500m <sup>2</sup>
Rentable floor space	Office 25,200m <sup>2</sup> Retail 8,500m <sup>2</sup>
Share	Jointly owned
Start of construction	Apr. 2012
Completion	Aug.2014

# 1200 17th Street Project



Map data ©2012 Google



## Project Overview

Location	1200 17 <sup>th</sup> Street NW, Washington D.C.
Main use	Office, retail
Site area	1,600m <sup>2</sup>
Rentable floor space	15,600m <sup>2</sup>
Share	Jointly owned
Start of construction	Mar. 2013
Completion	Sep. 2014

# Iidabashi Grand Bloom



Map data ©2012 Google, ZENRIN

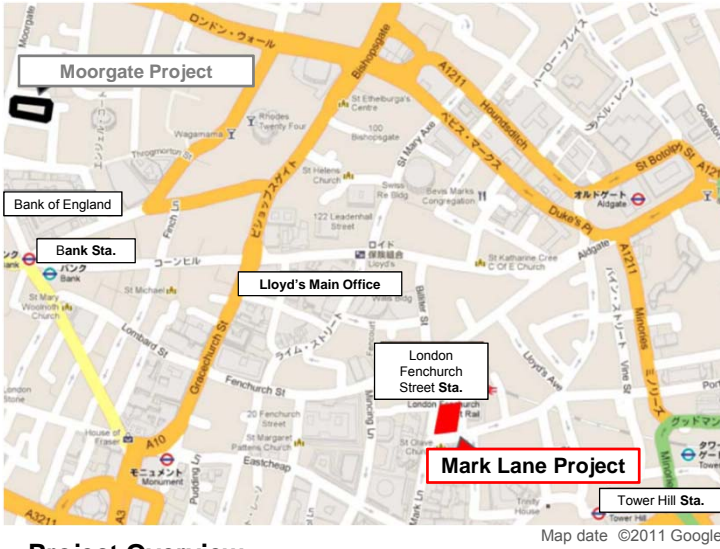


## Project Overview

Location	Chiyoda-ku, Tokyo
Main use	Office, retail, residence (505 units)
Site area	16,700m <sup>2</sup>
Rentable floor space	65,900m <sup>2</sup> *
Share	Jointly owned
Start of construction	Apr. 2011
Completion	Jun. 2014 Oct. 2014 (Grand opening)

\*: Except for residence

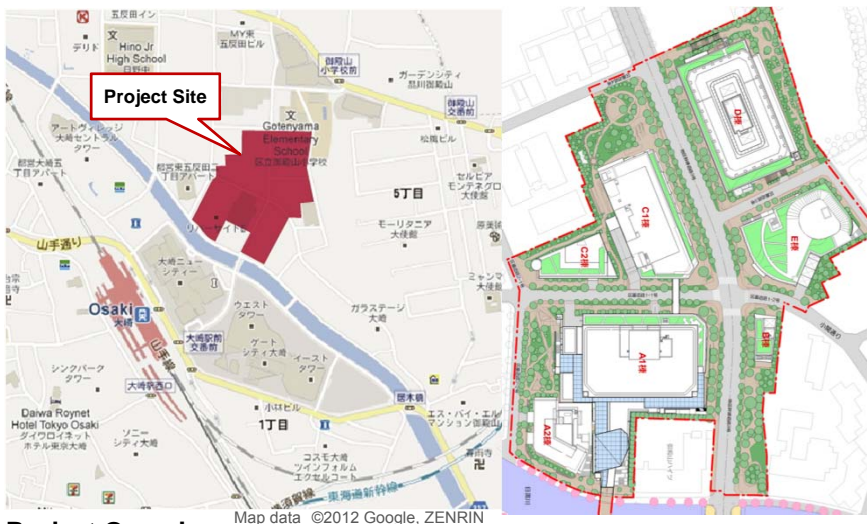
# Mark Lane Project



## Project Overview

Location	70 Mark Lane, City of London
Main use	Office, retail
Site area	1,700m <sup>2</sup>
Rentable floor space	16,400m <sup>2</sup>
Share	100%
Start of construction	Jan. 2013
Completion	Autum.2014

# Kita-Shinagawa 5-Chome Block 1 Redevelopment Project



## Project Overview

Location	A1	A2	B	C1	C2	D	E
	Shinagawa-ku, Tokyo						
Main use	Office,retail	Residence	Culture facilities	Office,retail culture facilities	Culture facilities	Residence,retail day-care center	Retail
Site area	7,800m <sup>2</sup>	2,200m <sup>2</sup>	700m <sup>2</sup>	5,800m <sup>2</sup>	1,700m <sup>2</sup>	6,400m <sup>2</sup>	3,700m <sup>2</sup>
Total floor space	92,000m <sup>2</sup>	12,400m <sup>2</sup>	400m <sup>2</sup>	44,800 m <sup>2</sup>	3,200m <sup>2</sup>	93,000m <sup>2</sup>	4,200m <sup>2</sup>
Share	Jointly owned						
Start of construction	Apr.2012						
Completion	May.2015						

# Toyosu 2-, 3-Chome Block 2 Project




Map data ©2012 Google, ZENRIN

## Project Overview

Location	Koto-ku, Tokyo
Main use	Office, retail
Site area	27,800m <sup>2</sup>
Rentable floor space	TBD *
Share	Jointly owned
Start of construction	TBD
Completion	TBD

\* : Total floor space for office/retail building: approx. 243,200 m<sup>2</sup>



# Hibiya Project



Map data ©2012 Google, ZENRIN

## Project Overview

Location	Chiyoda-ku, Tokyo
Main use	Office, retail, culture facilities
Site area	10,700m <sup>2</sup>
Rentable floor space	TBD *
Share	100%
Start of construction	FY2014
Completion	FY2017

\* : Total floor space : approx. 185,000 m<sup>2</sup>



## Nihonbashi 2-Chome Redevelopment Project (Block C)



Map data ©2012 Google, ZENRIN

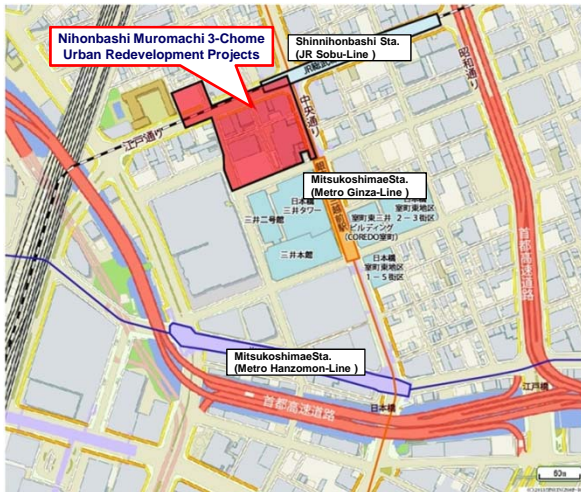
### Project Overview

Location	Chuo-ku, Tokyo
Main use	Office, retail
Site area	6,000m <sup>2</sup>
Rentable floor space	TBD *
Share	Jointly owned
Start of construction	2014
Completion	FY2018

\* : Total floor space : approx. 143,400 m<sup>2</sup>



## Nihonbashi Muromachi 3-Chome Urban Redevelopment Project



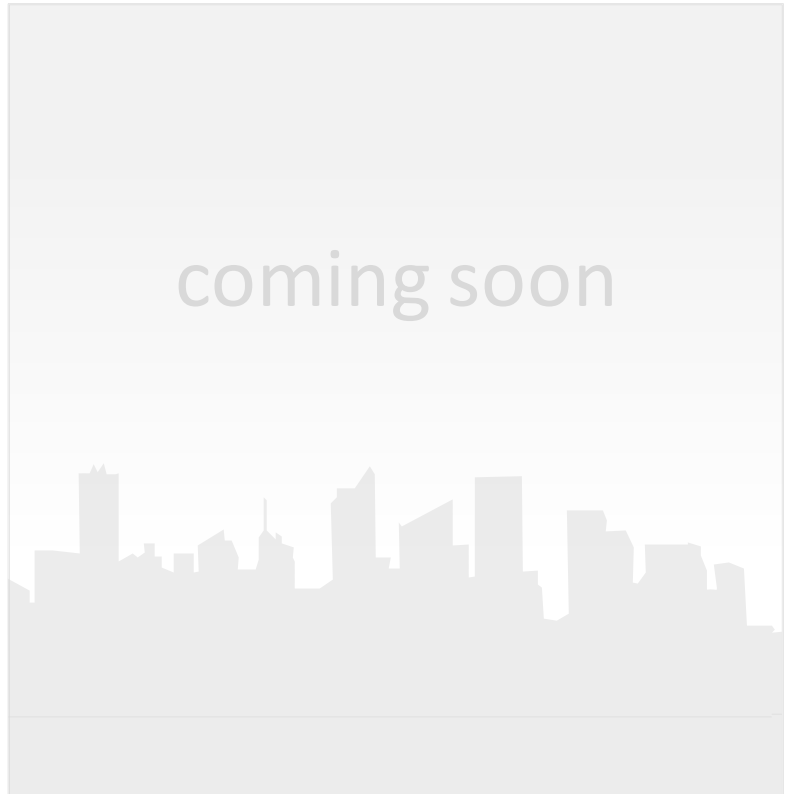
Map data ©2012 Google, ZENRIN

### Project Overview

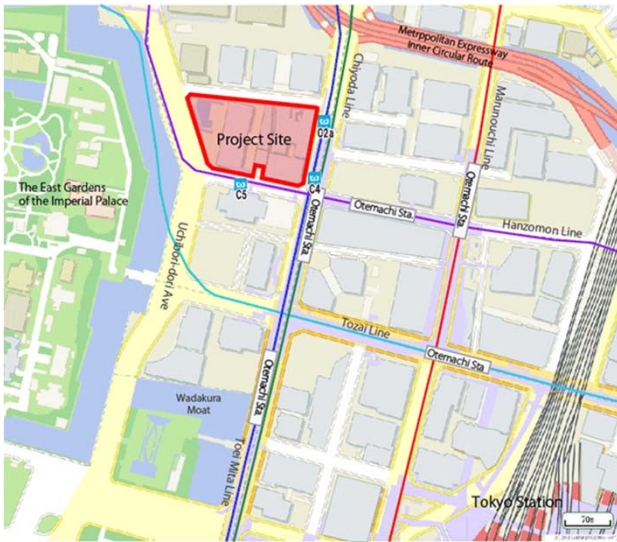
	A	B
Location	Chuo-ku, Tokyo	
Main use	Office, retail	Public facility
Site area	11,500m <sup>2</sup>	1,400m <sup>2</sup>
Rentable floor space	TBD *	
Share	Jointly owned	
Start of construction	2015(wrecking)	
Completion	2019	

\* : Total floor space : approx. 169,000 m<sup>2</sup>

coming soon



# OH-1 Project (Otemachi 1-Chome Block 2)



Map data ©2013 Google, ZENRIN

## Project Overview

Location	Chiyoda-ku, Tokyo
Main use	TBD
Site area	20,800m <sup>2</sup>
Rentable floor space	TBD
Share	Jointly owned
Start of construction	FY2016
Completion	FY2019



# 270 Brannan Project



Map date ©2013 Google, Sanborn

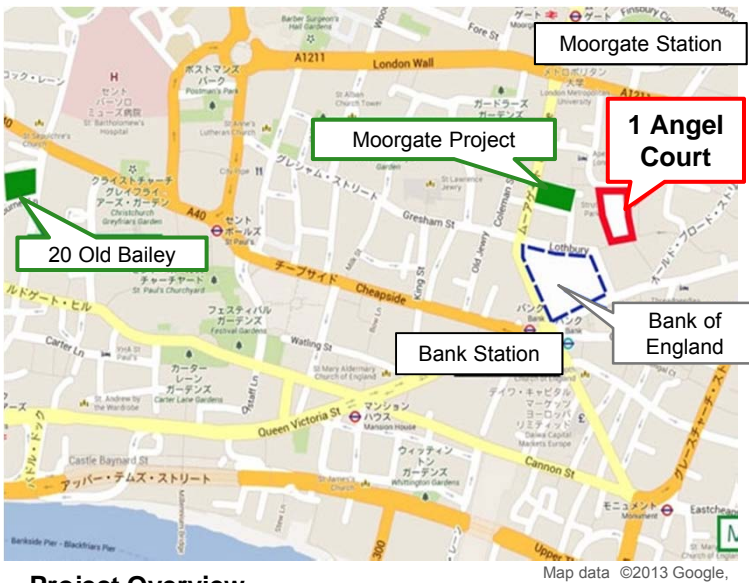
## Project Overview

Location	270 Brannan Street, San Francisco
Main use	Office
Site area	3,500m <sup>2</sup>
Rentable floor space	16,800m <sup>2</sup>
Share	Jointly owned
Start of construction	Jul. 2014
Completion	Aug. 2015






# 1 Angel Court Project



Map data ©2013 Google,



## Project Overview

Location	1 Angel Court, City of London
Main use	Office, retail
Site area	3,900m <sup>2</sup>
Rentable floor space	27,500m <sup>2</sup>
Share	100%
Start of construction	FY2014
Completion	TBD

# LoveLa2

Retail Facilities



Map data ©2012 Google, ZENRIN

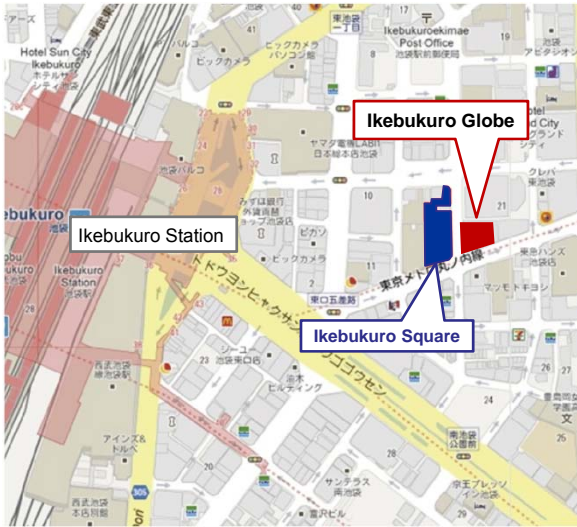


## Project Overview

Location	Niigata, Niigata
Main use	Retail
Site area	6,000 m <sup>2</sup>
Store floor space	11,200m <sup>2</sup>
Share	100%
Start of construction	Jun.2012
Open	Nov.2013

# Ikebukuro Globe

Retail Facilities



Map data ©2012 Google, ZENRIN

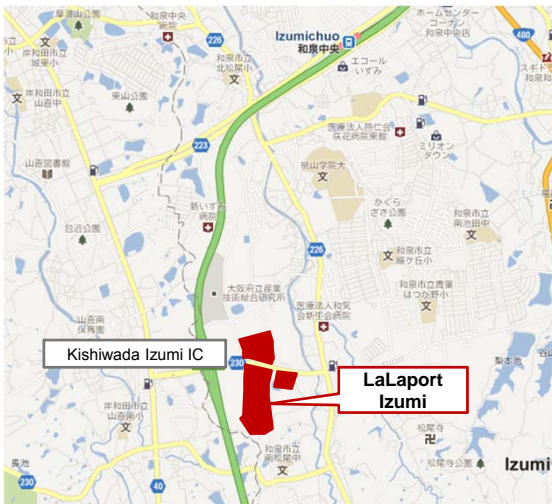
## Project Overview

Location	Toshima-ku, Tokyo
Main use	Retail
Site area	900m <sup>2</sup>
Store floor space	Retail 4,400m <sup>2</sup>
Share	100%
Start of construction	Aug. 2012
Open	Feb. 2014



# LaLaport Izumi

Retail Facilities



Map data ©2013 Google, ZENRIN

## Project Overview

Location	Izumi, Osaka
Main use	Retail
Site area	114,000m <sup>2</sup>
Store floor space	TBD
Share	100%
Start of construction	Jul. 2013
Open	Autumn 2014



# Mitsui Outlet Park Kuala Lumpur International Airport (KLIA)

Retail Facilities



Map data ©2013 Google, Map IT, Tele Atlas



## Project Overview

	First-Phase Plan Outline	Eventual Overall Plan Outline
Location	On a premise of Kuala Lumpur International Airport in Malaysia	
Main use	Retail	
Site area	180,000m <sup>2</sup>	
Store floor space	25,000m <sup>2</sup>	46,300m <sup>2</sup>
Share	Jointly owned	
Start of construction	Apr.2014	TBD
Open	the early 2015	TBD



# LaLaport Fujimi

Retail Facilities



Map data ©2013 Google, ZENRIN



## Project Overview

Location	Fujimi, Saitama
Main use	Retail
Site area	152,000m <sup>2</sup>
Store floor space	80,000m <sup>2</sup>
Share	100%
Start of construction	Oct. 2013
Open	Spring 2015

# Osaka Expoland Site Plan

Retail Facilities



coming soon



## Project Overview

Location	Suita, Osaka
Main use	Retail, entertainment
Site area	172,300m <sup>2</sup>
Store floor space	97,000m <sup>2</sup>
Share	100%
Start of construction	2014
Open	2015

# Linkou Enterprise Zone Project (Taiwan, Outlet Project)

Retail Facilities



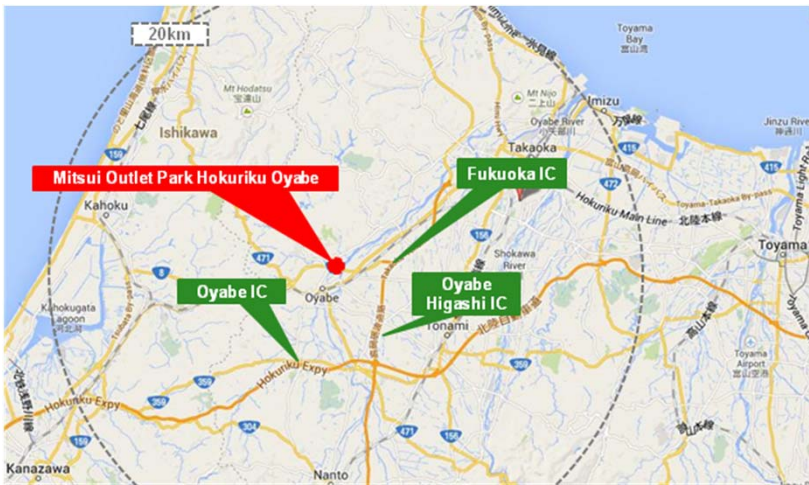
## Project Overview

Location	New Taipei City, Republic of China
Main use	Retail
Site area	67,300m <sup>2</sup>
Store floor space	45,000m <sup>2</sup>
Share	Jointly owned
Start of construction	Apr. 2014
Open	The late 2015



# Mitsui Outlet Park Hokuriku Oyabe

Retail Facilities



Map data ©2013 Google, ZENRIN

## Project Overview

Location	Oyabe, Toyama
Main use	Retail
Site area	TDB
Store floor space	TDB
Share	100%
Start of construction	FY2014
Open	FY2015



# Retail Facility Development Project in Tachikawa-Tachihi

Retail Facilities (Managed)



Map Data ©2014 Google, ZENRIN

## Project Overview

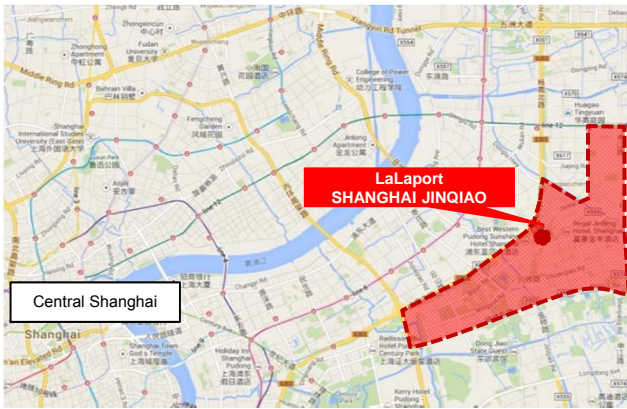
Location	Tachikawa, Tokyo
Main use	Retail
Site area	94,000m <sup>2</sup>
Store floor space	60,000m <sup>2</sup>
Start of construction	TDB
Open	Autumn 2015

coming soon



# LaLaport SHANGHAI JINQIAO

Retail Facilities (Managed)



Map data ©2014 AutoNavi, Google



## Project Overview

Location	Pudong Jinqiao ,Shanghai
Main use	Retail
Site area	42,800m <sup>2</sup>
Store floor space	74,000m <sup>2</sup>
Start of construction	Spring 2015
Open	2017