

Major Projects

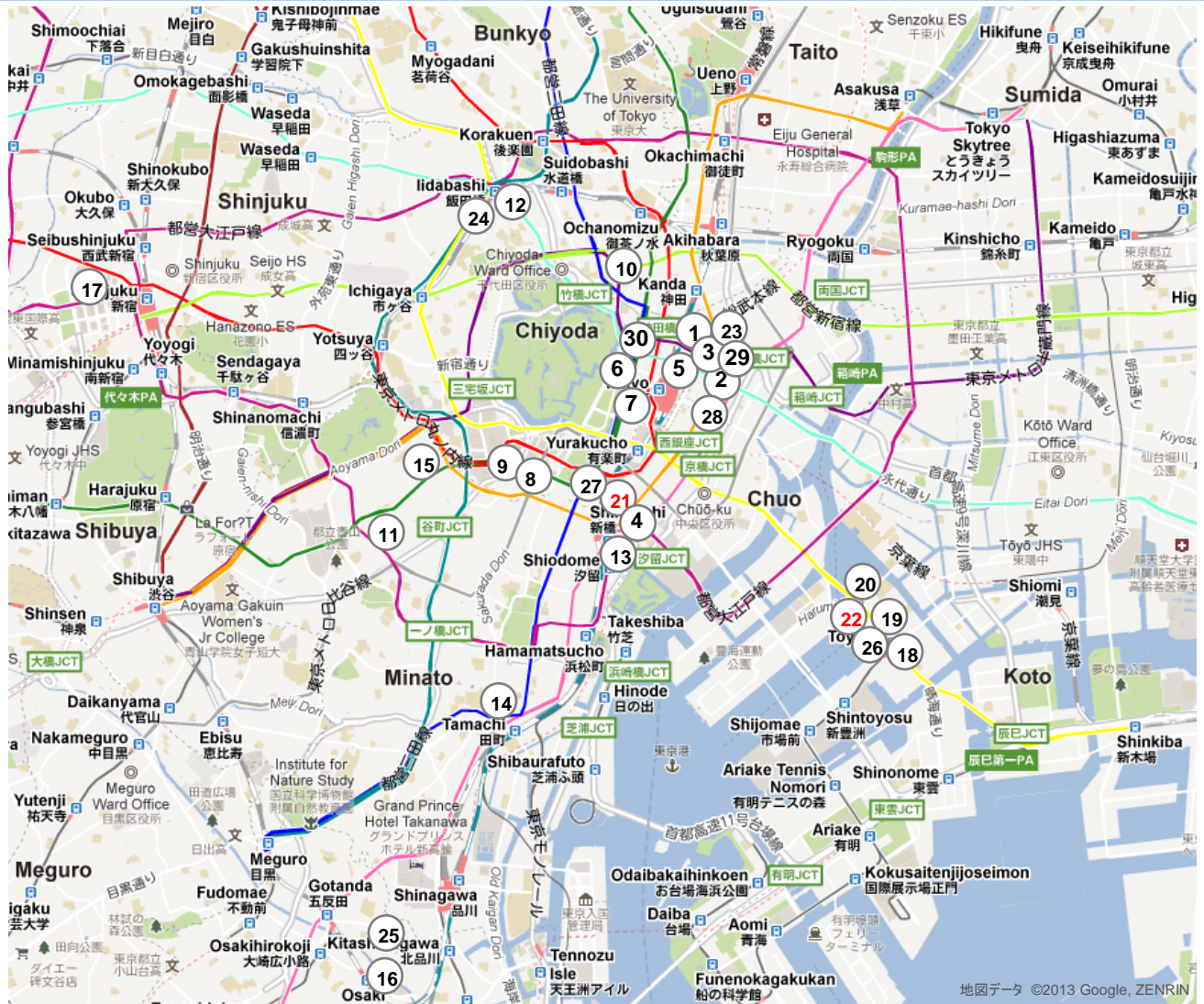
November 2013



mitsui FUDOSAN

www.mitsuifudosan.co.jp/english

Project Map (Central Tokyo)



Existing Projects

1. Nihonbashi Mitsui Tower
2. Nihonbashi 1-Chome Building
(COREDO Nihonbashi)
3. Muromachi-Higashi Mitsui Building
(COREDO Muromachi)
4. Ginza Mitsui Building
5. GranTokyo North Tower
6. Sumitomo Mitsui Banking Corporation Head Office Building
7. Marunouchi Mitsui Building
8. Kasumigaseki Building
9. Shin-Kasumigaseki Building
10. Jinbo-cho Mitsui Building






11. Tokyo Midtown
12. Garden Air Tower
13. Shiodome City Center
14. Celestine Shiba Mitsui Building
15. Akasaka Biz Tower
16. Gate City Osaki
17. Shinjuku Mitsui Building
18. Toyosu Center Building
19. Toyokus Center Building Annex
20. Toyosu ON Building
21. **Kojun Building**
22. **Urban Dock LaLaport TOYOSU**






New Projects

23. Nihonbashi Muromachi East District Development Projects
24. Iidabashi Grand Bloom
25. Kita-Shinagawa 5-Chome Area 1 Redevelopment Project
26. Toyosu 2-, 3-Chome Area2 Project
27. Hibiya Mitsui Building/ Sanshin Building Reconstruction Project
28. Nihonbashi 2-Chome Redevelopment Project (AreaC)
29. Nihonbashi Muromachi 3-Chome Urban Redevelopment Project
30. OH-1 Project (Otemachi 1-Chome Area 2)

Existing Projects






Office Buildings (Owned)

	Chuo-ku				Chiyoda-ku
					
Facility name	Nihonbashi Mitsui Tower	Nihonbashi 1-Chome Building	Muromachi Higashi Mitsui Building	Ginza Mitsui Building	GranTokyo North Tower
Location	Chuo-ku, Tokyo	Chuo-ku, Tokyo	Chuo-ku, Tokyo	Chuo-ku, Tokyo	Chiyoda-ku, Tokyo
Base floor space	2,134m ²	2,995m ²	1,179m ²	1,520m ²	2,677m ²
Rentable floor space	≈ 51,000m ²	≈ 51,000m ²	≈ 14,000m ²	≈ 21,000m ²	≈ 66,000m ²
Number of floors	39 floors above ground 4 basement floors	20 floors above ground 4 basement floors	22 floors above ground 4 basement floors	25 floors above ground 2 basement floors	43 floors above ground 4 basement floors
Main tenants	TORAY CHUGAI PHARMA	Merrill Lynch Marubeni-Itochu Steel	OKASAN Securities Kanto Chemical	RICOH	DAIWA Securities BNP PARIBAS
Completion	Jul. 2005	Jan. 2004	Oct. 2010	Sep. 2005	Oct. 2007

	Chiyoda-ku				
					
Facility name	Sumitomo Mitsui Banking Corporation Head Office Building	Marunouchi Mitsui Building	Kasumigaseki Building	Shin-Kasumigaseki Building	Jinbo-cho Mitsui Building
Location	Chiyoda-ku, Tokyo	Chiyoda-ku, Tokyo	Chiyoda-ku, Tokyo	Chiyoda-ku, Tokyo	Chiyoda-ku, Tokyo
Base floor space	2,249m ²	1,178m ²	2,636m ²	1,698m ²	2,352m ²
Rentable floor space	≈ 47,000m ²	≈ 13,000m ²	≈ 87,000m ²	≈ 27,000m ²	≈ 52,000m ²
Number of floors	23 floors above ground 4 basement floors	11 floors above ground 2 basement floors	36 floors above ground 3 basement floors	20 floors above ground 3 basement floors	23 floors above ground 3 basement floors
Main tenants	SMBC	CITY-YUWA PARTNERS Aisei Pharmacy	LIXIL CTC	Pharmaceutical and Medical Devices Agency East Nippon Expressway	Asahi KASEI Internet Initiative Japan
Completion	Jul. 2010	Feb. 1981	Apr. 1968	Mar. 1987	Mar. 2003

Office Buildings (Owned)

	Minato-ku			Shinagawa-ku	Shinjuku-ku
					
Facility name	Tokyo Midtown	Shiodome City Center	Celestine Shiba Mitsui Building	Gate City Osaki	Shinjuku Mitsui Building
Location	Minato-ku, Tokyo	Minato-ku, Tokyo	Minato-ku, Tokyo	Shinagawa-ku, Tokyo	Shinjuku-ku, Tokyo
Base floor space	3,326m ²	2,787m ²	2,494m ²	4,088m ²	1,679m ²
Rentable floor space	≈ 123,000m ²	≈ 106,000m ²	≈ 28,000m ²	≈ 155,000m ²	≈ 103,000m ²
Number of floors	54 floors above ground 5 basement floors	43 floors above ground 4 basement floors	17 floors above ground 2 basement floors	24 floors above ground 4 basement floors	55 floors above ground 3 basement floors
Main tenants	YAHOO JAPAN KONAMI	ANA, FUJITSU Mitsui Chemicals	Metal One NEC	HITACHI Systems Fuji Electric	Aflac CAPCOM
Completion	Jan. 2007	Jan. 2003	Mar. 2002	Jan. 1999	Sep. 1974

	New York	London	Yokohama	Osaka	
					
Facility name	1251 Avenue of the Americas Building	20 Old Bailey	Yokohama Mitsui Building	Nakanoshima Mitsui Building	Yodoyabashi Mitsui Building
Location	N.Y. Midtown	London, West End	Yokohama, Kanagawa	Osaka, Osaka	Osaka, Osaka
Base floor space	3,827m ²	2,180m ²	1,848m ²	1,457m ²	1,804m ²
Rentable floor space	≈ 214,000m ²	≈ 18,000m ²	≈ 52,000m ²	≈ 71,000m ²	≈ 23,000m ²
Number of floors	54 floors above ground 4 basement floors	8 floors above ground 2 basement floors	30 floors above ground 2 basement floors	31 floors above ground 2 basement floors	16 floors above ground 3 basement floors
Main tenants	Bank of Tokyo-Mitsubishi UFJ Mizuho Corporate Bank	Accenture	HITACHI FUJITSU Group	TORAY	TOHMATSU Nippon Steel Corporation Group
Completion	1972	1990	Feb. 2012	Aug. 2002	Mar. 2008

Retail Facilities (Owned)

	Mitsui Shopping Park LaLaport				
					
Project name	LaLaport TOKYO-BAY	LaLaport KOSHIEN	LAZONA Kawasaki Plaza	Urban Dock LaLaport TOYOSU	LaLaport KASHIWANOHA
Location	Funabashi, Chiba	Nishinomiya, Hyogo	Kawasaki, Kanagawa	Koto-ku, Tokyo	Kashiwa, Chiba
Store floor space	≈ 104,000m ²	≈ 59,000m ²	≈ 79,000m ²	≈ 62,000m ²	≈ 42,000m ²
Number of stores	≈ 450	≈ 150	≈ 310	≈ 180	≈ 150
Open	Apr. 1981	Nov. 2004	Sep. 2006	Oct. 2006	Nov. 2006
Store sales (FY2012)	¥56.9 billion	¥23.3 billion	¥70.6 billion	¥32.3 billion	¥17.3 billion

	Mitsui Shopping Park LaLaport		MITSUI OUTLET PARK		
					
Project name	LaLaport YOKOHAMA	LaLaport SHIN-MISATO	MITSUI OUTLET PARK YOKOHAMA BAYSIDE	MITSUI OUTLET PARK MARINE PIA KOBE	MITSUI OUTLET PARK TAMA MINAMI-OSAKA
Location	Yokohama, Kanagawa	Misato, Saitama	Yokohama, Kanagawa	Kobe, Hyogo	Hachioji, Tokyo
Store floor space	≈ 93,000m ²	≈ 59,000m ²	≈ 15,000m ²	≈ 23,000m ²	≈ 21,000m ²
Number of stores	≈ 280	≈ 180	≈ 80	≈ 130	≈ 110
Open	Mar. 2007	Sep. 2009	Sep. 1998	Oct. 1999	Sep. 2000
Store sales (FY2012)	¥ 45.0billion	¥29.1 billion	¥14.6 billion	¥20.5 billion	¥19.0 billion






Retail Facilities (Owned)

	MITSUI OUTLET PARK				
					
Project name	MITSUI OUTLET PARK MAKUHARI	MITSUI OUTLET PARK JAZZ DREAM NAGASHIMA	MITSUI OUTLET PARK SENDAI PORT	MITSUI OUTLET PARK SAPPORO KITA-HIROSHIMA	MITSUI OUTLET PARK KURASHIKI
Location	Chiba, Chiba	Kuwana, Mie	Sendai, Miyagi	Kitahiroshima, Hokkaido	Kurashiki, Okayama
Store floor space	≈ 16,000m ²	≈ 39,000m ²	≈ 20,000m ²	≈ 23,000m ²	≈ 20,000m ²
Number of stores	≈ 100	≈ 250	≈ 120	≈ 130	≈ 120
Open	Oct. 2000	Mar. 2002	Sep. 2008	Apr. 2010	Dec. 2011
Store sales (FY2012)	¥19.0 billion	¥45.0 billion	¥11.3 billion	¥16.6 billion	¥15.0 billion




	MITSUI OUTLET PARK	Mitsui Shopping Park LaLagarden	Central Tokyo Retail Facilities		
					
Project name	MITSUI OUTLET PARK KISARAZU	LaLagarden TSUKUBA	LaLa Terrace MINAMISENJU	COREDO Nihonbashi	Kojun Building DINING & STORES
Location	Kisarazu, Chiba	Tsukuba, Ibaraki	Arakawa-ku, Tokyo	Chuo-ku, Tokyo	Chuo-ku, Tokyo
Store floor space	≈ 28,000m ²	≈ 22,000m ²	≈ 9,000m ²	≈ 9,000m ²	≈ 9,000m ²
Number of stores	≈ 170	≈ 70	≈ 30	≈ 50	≈ 20
Open	Apr. 2012	Mar. 2004	Apr. 2004	Mar. 2004	Oct. 2004
Store sales (FY2012)	¥41.6 billion	¥7.5 billion	¥7.2 billion	—	—

Office Buildings - Retail Facilities (Managed)

Office Building (Managed)

	Minato-ku	Chiyoda-ku	Koto-ku		
					
Facility name	Akasaka Biz Tower	Garden Air Tower	Toyosu Center Building	Toyosu Center Building Annex	Toyosu ON Building
Location	Minato-ku, Tokyo	Chiyoda-ku, Tokyo	Koto-ku, Tokyo	Koto-ku, Tokyo	Koto-ku, Tokyo
Base floor space	2,823m ²	1,717m ²	1,461m ²	2,175m ²	1,991m ²
Rentable floor space	≈ 99,000m ²	≈ 56,000m ²	≈ 66,000m ²	≈ 68,000m ²	≈ 62,000m ²
Number of floors	39 floors above ground 3 basement floors	35 floors above ground 2 basement floors	37 floors above ground 2 basement floors	33 floors above ground 2 basement floors	30 floors above ground 3 basement floors
Main tenants	HAKUHODO INPEX	KDDI	NTT Data	NTT Data	Nihon Unisys
Completion	Jan. 2008	Jan. 2003	Oct. 1992	Aug. 2006	Jul. 1992

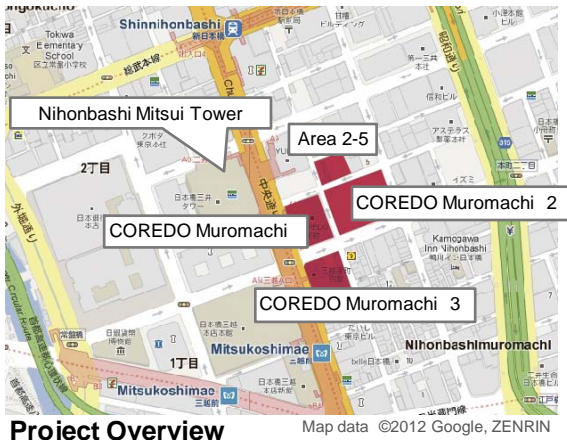
Retail Facilities (Managed)

	MITSUI OUTLET PARK	LaLaport	LaLagarden
			
Project name	MITSUI OUTLET PARK IRUMA	LaLaport IWATA	LaLagarden KASUKABE
Location	Iruma, Saitama	Iwata, Shizuoka	Kasukabe, Saitama
Store floor space	≈ 32,000m ²	≈ 50,000m ²	≈ 23,000m ²
Number of stores	≈ 210	≈ 180	≈ 90
Open	Apr. 2008	Jun. 2009	Nov. 2007
Store sales (FY2012)	¥33.0 billion	¥22.7 billion	¥10.5 billion

New Projects

※Details of project may change in the future. Some project names are tentative.

Nihonbashi Muromachi East District Development Projects



Project Overview

	Muromachi-Higashi Mitsui Building (COREDO Muromachi)	Muromachi-Chibagin Mitsui Building (COREDO Muromachi3) * Area 1-5	Muromachi-Furukawa Mitsui Building (COREDO Muromachi2) * Area 2-3	Area 2-5
Location	Chuo-ku, Tokyo			
Main use	Office, retail, multi-purpose hall	Office, retail	Office, retail, residence, cultural facilities	Shrine, retail
Site area	2,500m ²	1,900m ²	3,700m ²	530m ²
Rentable floor space	Office 14,000m ² Retail etc. 7,200m ²	Office 9,300m ² Retail etc. 5,000m ²	Office 19,600m ² Retail etc. 13,600m ²	Retail etc. 150m ²
Share	100%	Jointly owned	Jointly owned	100%
Start of construction	Mar. 2009	Aug. 2012	Nov. 2011	Nov. 2009
Completion	Oct. 2010	Jan. 2014	Jan. 2014	Jun. 2014

Moorgate Project



Project Overview

Location	8-10 Moorgate, City of London
Main use	Office, residence, retail
Site area	2,000m ²
Rentable floor space	12,500m ²
Share	100%
Start of construction	Jul.2012
Completion	Spring.2014

GATE SQUARE (Kashiwanoha campus Area148)



Map data ©2012 Google, ZENRIN



Project Overview

Location	Kashiwa, Chiba
Main use	Office, retail, hotel, residence
Site area	16,800㎡*
Rentable floor space	Office 8,000㎡ Retail 7,400㎡
Share	100%
Start of construction	Apr. 2011
Completion	Apr.2014

*: Except for hotel/residence

Sapporo Mitsui JP Building



Map data ©2012 Google, ZENRIN

Project Overview

Location	Sapporo, Hokkaido
Main use	Office, retail
Site area	5,500㎡
Rentable floor space	Office 25,000㎡ Retail 8,300㎡
Share	Jointly owned
Start of construction	Apr. 2012
Completion	Aug.2014



1200 17th Street Project



Map data ©2012 Google, ZENRIN

Project Overview

Location	1200 17 th Street NW, Washington D.C.
Main use	Office, retail
Site area	1,600m ²
Rentable floor space	15,600m ²
Share	Jointly owned
Start of construction	Feb. 2013
Completion	Sep. 2014



Iidabashi Grand Bloom



Map data ©2012 Google, ZENRIN

Project Overview

Location	Chiyoda-ku, Tokyo
Main use	Office, retail, residence (505 units)
Site area	16,700m ²
Rentable floor space	65,900m ²
Share	Jointly owned
Start of construction	Apr. 2011
Completion	Jun. 2014 Oct. 2014 (Grand opening)



Mark Lane Project



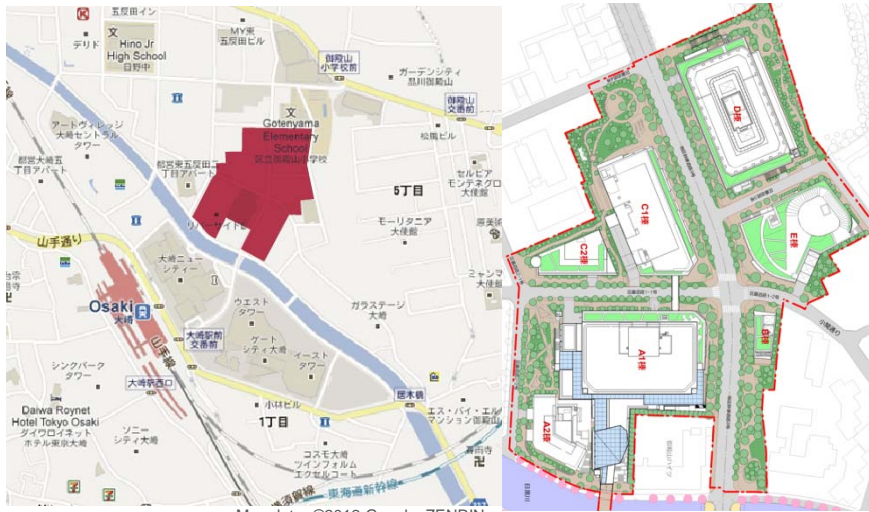
Map data ©2012 Google, ZENRIN



Project Overview

Location	70 Mark Lane, City of London
Main use	Office, retail
Site area	1,700㎡
Rentable floor space	16,400㎡
Share	100%
Start of construction	Jan. 2013
Completion	Autum.2014

Kita-Shinagawa 5-Chome Area 1 Redevelopment Project



Map data ©2012 Google, ZENRIN



Project Overview

Location	A1	A2	B	C1	C2	D	E
	Shinagawa-ku, Tokyo						
Main use	Office,retail	residence	culture facilities	Office,retail culture facilities	culture facilities	Residence,retail day-care center	retail
Site area	7,800㎡	2,200㎡	700㎡	5,800㎡	1,700㎡	6,400㎡	3,700㎡
Total floor space	92,000㎡	12,400㎡	400㎡	44,800 ㎡	3,200㎡	93,000㎡	4,200㎡
Share	Jointly owned						
Start of construction	Apr.2012						
Completion	May.2015						

Toyosu 2-, 3-Chome Area2 Project



Map data ©2012 Google, ZENRIN

Project Overview

Location	Koto-ku, Tokyo
Main use	Office, retail
Site area	27,800m ²
Rentable floor space	TBD *
Share	Jointly owned
Start of construction	TBD
Completion	TBD

* : Total floor space for office/retail building: approx. 243,200 m²

coming soon

Hibiya Mitsui Building/ Sanshin Building Reconstruction Project



Map data ©2012 Google, ZENRIN

Project Overview

	Sanshin Bldg.	Hibiya Mitsui Bldg.
Location	Chiyoda-ku, Tokyo	
Main use	TBD	
Site area	10,700m ²	
Rentable floor space	TBD *	
Share	100%	
Start of construction	FY2014	
Completion	FY2017	

* : Total floor space : approx. 185,000 m²

coming soon

Nihonbashi 2-Chome Redevelopment Project (AreaC)



Map data ©2012 Google, ZENRIN

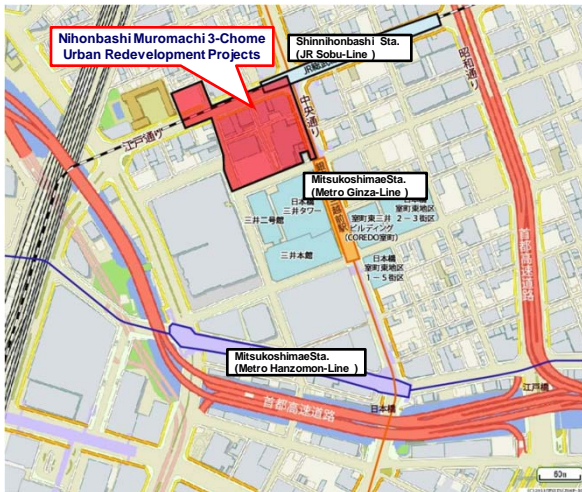
Project Overview

Location	Chuo-ku, Tokyo
Main use	Office, retail
Site area	6,000m ²
Rentable floor space	TBD *
Share	Jointly owned
Start of construction	2014
Completion	FY2018

*: Total floor space : approx. 143,400 m²



Nihonbashi Muromachi 3-Chome Urban Redevelopment Project



Map data ©2012 Google, ZENRIN

Project Overview

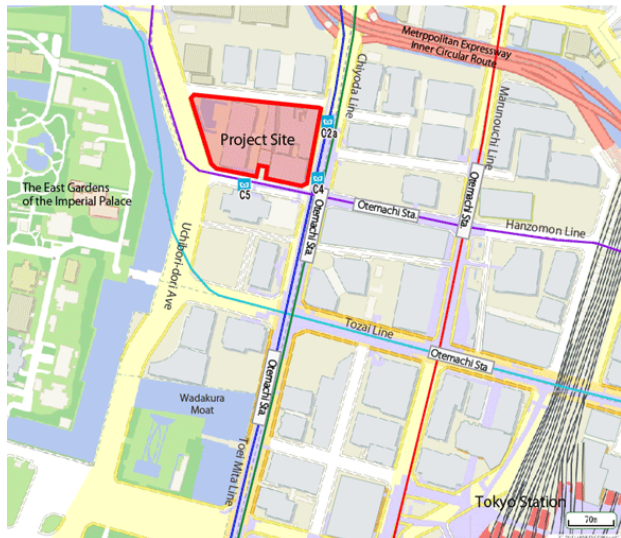
	A	B
Location	Chuo-ku, Tokyo	
Main use	Office, retail	Public facility
Site area	11,500m ²	1,400m ²
Rentable floor space	TBD *	
Share	Jointly owned	
Start of construction	2015	
Completion	2019	

*: Total floor space : approx. 165,700 m²

coming soon



OH-1 Project (Otemachi 1-Chome Area 2)



Map data ©2013 Google, ZENRIN

Project Overview

Location	Chiyoda-ku, Tokyo
Main use	TBD
Site area	20,800m ²
Rentable floor space	TBD
Share	Jointly owned
Start of construction	FY2016
Completion	FY2019

coming soon

1 Angel Court Project

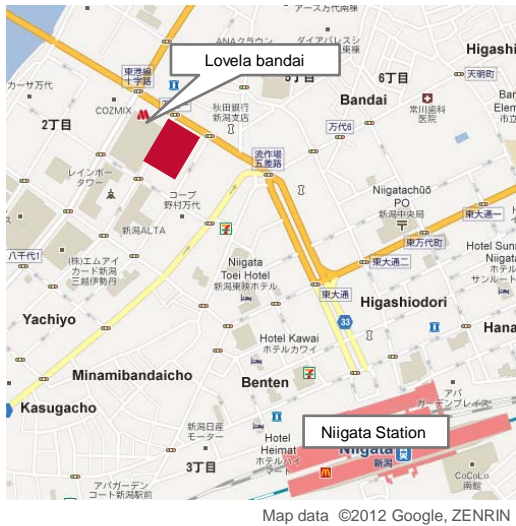


Map data ©2013 Google, ZENRIN

Project Overview

Location	1 Angel Court, City of London
Main use	office, retail
Site area	3,900m ²
Rentable floor space	27,500m ²
Share	100%
Start of construction	FY2014
Completion	TBD





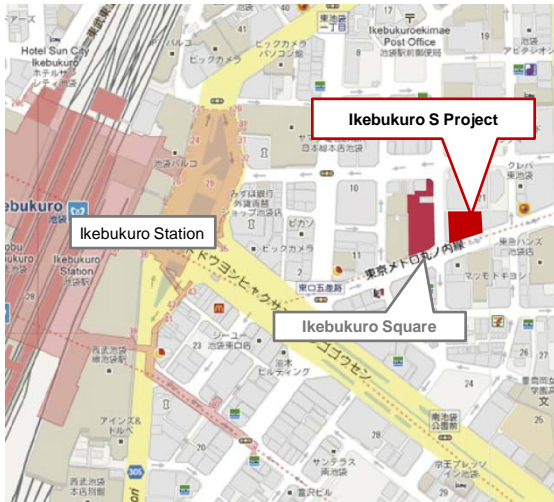
Map data ©2012 Google, ZENRIN

Project Overview

Location	Niigata, Niigata
Main use	Retail
Site area	6,000 m ²
Store floor space	11,200m ²
Share	100%
Start of construction	Jun.2012
Open	Nov.2013



Ikebukuro S Project

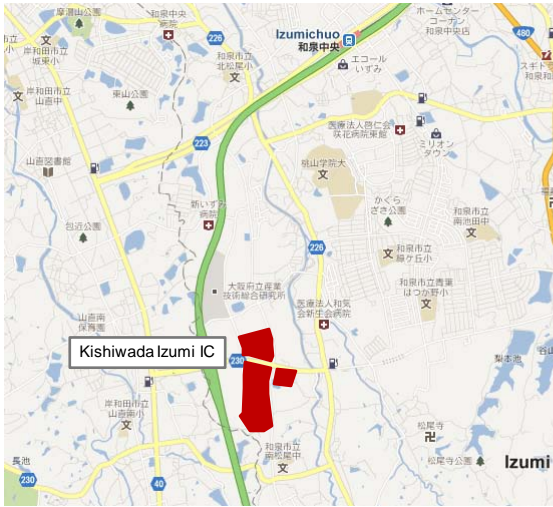


Map data ©2012 Google, ZENRIN

Project Overview

Location	Toshima-ku, Tokyo
Main use	Retail
Site area	900m ²
Store floor space	Retail 4,300m ²
Share	100%
Start of construction	Aug. 2012
Open	Spring. 2014





Map data ©2013 Google, ZENRIN

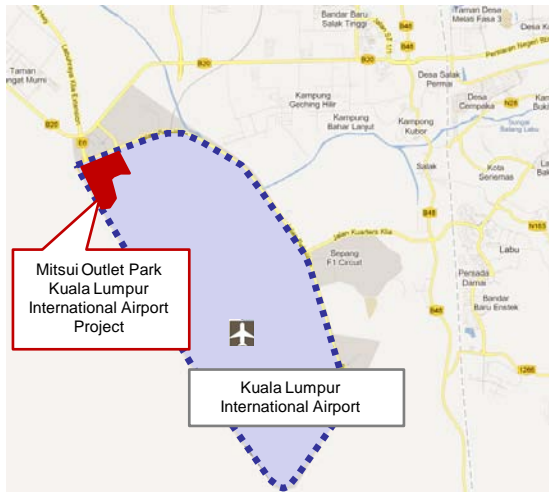
coming soon



Project Overview

Location	Izumi, Osaka
Main use	Retail
Site area	114,000m ²
Store floor space	TBD
Share	100%
Start of construction	Jul. 2013
Open	Autumn 2014

Mitsui Outlet Park Kuala Lumpur International Airport (KLIA)



Map data ©2013 Google, ZENRIN



Project Overview

	First-Phase Plan Outline	Eventual Overall Plan Outline
Location	On a premise of Kuala Lumpur International Airport in Malaysia	
Main use	Retail	
Site area	—	—
Store floor space	25,000m ²	46,300m ²
Share	70%	
Start of construction	2013	TBD
Open	the early 2015	TBD





Map data ©2013 Google, ZENRIN



Project Overview

Location	Fujimi, Saitama
Main use	Retail
Site area	152,000㎡
Store floor space	80,000㎡
Share	100%
Start of construction	Oct. 2013
Open	Spring 2015

Osaka Expoland Site Plan

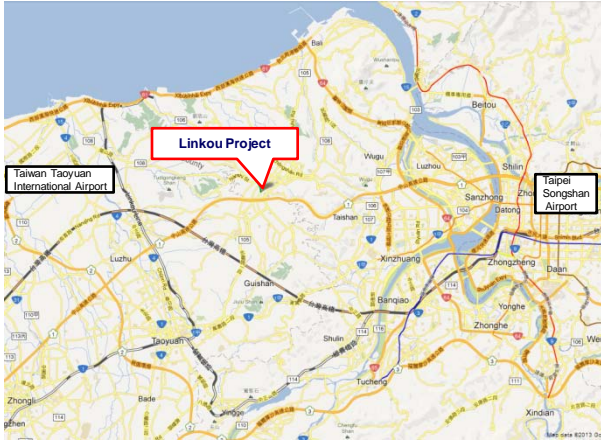


Map data ©2013 Google, ZENRIN



Project Overview

Location	Suita, Osaka
Main use	Retail, entertainment
Site area	172,300㎡
Store floor space	97,000㎡
Share	100%
Start of construction	TBD
Open	2015



Map Data ©2013 Google, ZENRIN



Project Overview

Location	New Taipei City, Republic of China
Main use	Retail
Site area	67,300m ²
Store floor space	45,000m ²
Share	TBD
Start of construction	2015
Open	2017

